



## Circuit de Spa TCR BeNeLux RACE 4

### CLASSIFICATION

22/05/2016

Clas.	Nº	Entrant	Driver	Driver 2	Team	Car	Group	Class	Laps	Total Time	Km/h.	Gap	Best Time	Km/h.	
1	5	Boutsen Ginion Racing	KUPPENS Renaud		Boutsen Ginion Racing	Honda Civic TCR	TCR		3	14'05.687	89.446		2	4'18.827	97.418
2	18	Boutsen Ginion Racing	LEMERET Stéphane		Boutsen Ginion Racing	Honda Civic TCR	TCR		3	14'07.735	89.230	2"048	2	4'18.996	97.355
3	23	Ecurie Le Perron	CORTHALS Pierre Yves		DG Sport Compétition	Opel Astra TCR	TCR		3	14'08.679	89.131	2"992	2	4'18.769	97.440
4	2	Delahaye Racing Team	MONDRON Edouard		Delahaye Racing	SEAT Leon TCR	TCR		3	14'10.090	88.983	4"403	2	4'19.052	97.334
5	9	Bas Koeten Racing	CHERAIN Cédric		Bas Koeten Racing	SEAT Leon TCR	TCR		3	14'12.786	88.702	7"099	2	4'19.315	97.235
6	7	Team WRT	DUPONT Denis		RACB Natonal Team	SEAT Leon TCR	TCR		3	14'14.648	88.509	8"961	2	4'18.677	97.475
7	3	Delahaye Racing Team	RICHARD Amaury		Delahaye Racing	VW Golf TCR	TCR		3	14'15.801	88.389	10"114	2	4'18.418	97.573
8	52	Team WRT	LATINNE Ronnie		WRT	VW Golf TCR	TCR		3	14'18.567	88.105	12"880	2	4'18.480	97.549
9	11	Bas Koeten Racing	VANDEBALCK Jamie		Bas Koeten Racing	SEAT Leon TCR	TCR		3	14'19.847	87.973	14"160	2	4'18.766	97.441
10	21	Belgian VW Club	VANBELLINGEN Steve		Milo Racing	VW Golf TCR	TCR		3	14'22.684	87.684	16"997	2	4'18.924	97.382
11	20	Belgian VW Club	BOUVY Frédéric		Milo Racing	VW Golf TCR	TCR		3	14'23.893	87.561	18"206	2	4'18.645	97.487
12	4	Delahaye Racing Team	VAN DE POELE Alexis		Delahaye Racing	VW Golf TCR	TCR		3	14'25.646	87.384	19"959	2	4'19.771	97.064
13	10	Ferry Monster Autosport	HEZEMANS Loris		Ferry Monster Autosport	SEAT Leon TCR	TCR		3	14'26.983	87.249	21"296	2	3'53.037	108.200

Fastest lap HEZEMANS Loris 3'53.037 108.200 Km/h.

Published at:.....

Track Status WET

Stewards:	Race Director:	Timekeeper: 
-----------	----------------	--





Circuit de Spa  
TCR BeNeLux  
RACE 4

LAP ANALYSIS

22/05/2016

Number	2			3			4			5			7		
	Lap Time	Partial	Speed	Lap Time	Partial	Speed	Lap Time	Partial	Speed	Lap Time	Partial	Speed	Lap Time	Partial	Speed
1 <sup>a</sup> - 1	1'28.565	1'28.565		1'31.751	1'31.751		1'39.138	1'39.138	140.541	1'24.833	1'24.833	107.835	1'30.479	1'30.479	100.215
1 <sup>a</sup> - 2	3'27.759	1'59.194		3'30.672	1'58.921		3'34.060	1'54.922		3'25.012	2'00.179		3'29.312	1'58.833	
1 <sup>a</sup> - 3	4'35.353	<u>1'07.594</u>		4'39.569	<u>1'08.897</u>		4'43.458	<u>1'09.398</u>		4'32.666	<u>1'07.654</u>		4'37.534	<u>1'08.222</u>	
2 <sup>a</sup> - 1	1'18.723	<u>1'18.723</u>		1'18.455	<u>1'18.455</u>		1'20.235	<u>1'20.235</u>		1'18.034	<u>1'18.034</u>		1'19.169	<u>1'19.169</u>	111.429
2 <sup>a</sup> - 2	3'08.240	<u>1'49.517</u>		3'06.847	<u>1'48.392</u>		3'07.445	<u>1'47.210</u>		3'08.293	<u>1'50.259</u>		3'07.219	<u>1'48.050</u>	
2 <sup>a</sup> - 3	<u>4'19.052</u>	1'10.812		<u>4'18.418</u>	1'11.571		<u>4'19.771</u>	1'12.326		<u>4'18.827</u>	1'10.534		<u>4'18.677</u>	1'11.458	
3 <sup>a</sup> - 1	1'30.818	1'30.818		1'31.186	1'31.186		1'34.248	1'34.248		1'29.335	1'29.335		1'31.396	1'31.396	
3 <sup>a</sup> - 2	3'38.763	2'07.945		3'39.109	2'07.923		3'40.732	2'06.484		3'38.120	2'08.785		3'38.627	2'07.231	
3 <sup>a</sup> - 3	5'15.685	1'36.922		5'17.814	1'38.705		5'22.417	1'41.685		5'14.194	1'36.074		5'18.437	1'39.810	

Ideal Lap	
1'18.723	1'18.723
3'08.240	1'49.517
4'15.834	1'07.594

Ideal Lap	
1'18.455	1'18.455
3'06.847	1'48.392
4'15.744	1'08.897

Ideal Lap	
1'20.235	1'20.235
3'07.445	1'47.210
4'16.843	1'09.398

Ideal Lap	
1'18.034	1'18.034
3'08.293	1'50.259
4'15.947	1'07.654

Ideal Lap	
1'19.169	1'19.169
3'07.219	1'48.050
4'15.441	1'08.222

Ideal Best Lap	
0'53.707	0'53.707
2'19.596	1'25.889
3'07.301	0'47.705



Circuit de Spa  
TCR BeNeLux  
RACE 4

LAP ANALYSIS

22/05/2016

Number	9			10			11			18			20		
	Lap Time	Partial	Speed	Lap Time	Partial	Speed	Lap Time	Partial	Speed	Lap Time	Partial	Speed	Lap Time	Partial	Speed
1 <sup>a</sup> - 1	1'29.760	1'29.760		2'57.530	2'57.530	177.947	1'34.171	1'34.171	117.885	1'25.469	1'25.469		1'37.994	1'37.994	128.220
1 <sup>a</sup> - 2	3'28.578	1'58.818		4'23.419	1'25.889		3'31.812	1'57.641		3'25.982	2'00.513		3'33.238	1'55.244	
1 <sup>a</sup> - 3	4'36.234	1'07.656		5'11.124	0'47.705		4'40.878	1'09.066		4'33.311	1'07.329		4'42.557	1'09.319	
2 <sup>a</sup> - 1	1'18.921	1'18.921	105.883	0'53.707	0'53.707		1'19.463	1'19.463		1'18.245	1'18.245		1'19.609	1'19.609	
2 <sup>a</sup> - 2	3'07.721	1'48.800		2'40.743	1'47.036		3'07.019	1'47.556		3'08.199	1'49.954		3'07.276	1'47.667	
2 <sup>a</sup> - 3	4'19.315	1'11.594		3'53.037	1'12.294		4'18.766	1'11.747		4'18.996	1'10.797		4'18.645	1'11.369	
3 <sup>a</sup> - 1	1'30.676	1'30.676		1'33.940	1'33.940		1'32.436	1'32.436	100.001	1'29.299	1'29.299		1'34.512	1'34.512	
3 <sup>a</sup> - 2	3'38.384	2'07.708		3'40.372	2'06.432		3'39.709	2'07.273		3'38.519	2'09.220		3'41.532	2'07.020	
3 <sup>a</sup> - 3	5'17.237	1'38.853		5'22.822	1'42.450		5'20.203	1'40.494		5'15.428	1'36.909		5'22.691	1'41.159	

Ideal Lap	
1'18.921	1'18.921
3'07.721	1'48.800
4'15.377	1'07.656

Ideal Lap	
0'53.707	0'53.707
2'19.596	1'25.889
3'07.301	0'47.705

Ideal Lap	
1'19.463	1'19.463
3'07.019	1'47.556
4'16.085	1'09.066

Ideal Lap	
1'18.245	1'18.245
3'08.199	1'49.954
4'15.528	1'07.329

Ideal Lap	
1'19.609	1'19.609
3'07.276	1'47.667
4'16.595	1'09.319

Ideal Best Lap	
0'53.707	0'53.707
2'19.596	1'25.889
3'07.301	0'47.705



Circuit de Spa  
TCR BeNeLux  
RACE 4

LAP ANALYSIS

22/05/2016

Number	21			23			52		
	Lap Time	Partial	Speed	Lap Time	Partial	Speed	Lap Time	Partial	Speed
1 <sup>a</sup> - 1	1'36.847	1'36.847	139.286	1'27.395	1'27.395	101.299	1'33.431	1'33.431	108.838
1 <sup>a</sup> - 2	3'32.731	1'55.884		3'26.590	1'59.195		3'31.237	1'57.806	
1 <sup>a</sup> - 3	4'41.844	<u>1'09.113</u>		4'34.508	<u>1'07.918</u>		4'40.116	<u>1'08.879</u>	
2 <sup>a</sup> - 1	1'19.441	<u>1'19.441</u>		1'18.022	<u>1'18.022</u>	117.588	1'19.556	<u>1'19.556</u>	
2 <sup>a</sup> - 2	3'07.203	<u>1'47.762</u>		3'07.726	<u>1'49.704</u>		3'07.182	<u>1'47.626</u>	
2 <sup>a</sup> - 3	<u>4'18.924</u>	1'11.721		<u>4'18.769</u>	1'11.043		<u>4'18.480</u>	1'11.298	
3 <sup>a</sup> - 1	1'33.641	1'33.641		1'30.185	1'30.185		1'32.605	1'32.605	
3 <sup>a</sup> - 2	3'40.520	2'06.879		3'38.539	2'08.354		3'40.114	2'07.509	
3 <sup>a</sup> - 3	5'21.916	1'41.396		5'15.402	1'36.863		5'19.971	1'39.857	

Ideal Lap	
1'19.441	1'19.441
3'07.203	1'47.762
4'16.316	1'09.113

Ideal Lap	
1'18.022	1'18.022
3'07.726	1'49.704
4'15.644	1'07.918

Ideal Lap	
1'19.556	1'19.556
3'07.182	1'47.626
4'16.061	1'08.879

Ideal Best Lap	
0'53.707	0'53.707
2'19.596	1'25.889
3'07.301	0'47.705





**Circuit de Spa**  
**TCR BeNeLux**  
**RACE 4**

**Best Sectors Results**

22/05/2016

Sector - 1			Sector - 2			Sector - 3			Ideal Lap vs Best Lap			
Ord.	N° Driver	Time	N° Driver	Time	N° Driver	Time	Ord.	N° Driver	Ideal Lap	Best Lap	Ord.	
1	10 HEZEMANS Loris	53.707	10 HEZEMANS Loris	1'25.889	10 HEZEMANS Loris	47.705	1	10 HEZEMANS Loris	3'07.301	3'53.037	1	
2	23 CORTHALS Pierre Yves	1'18.022	4 VAN DE POELE Alexis	1'47.210	18 LEMERET Stéphane	1'07.329	2	9 CHERAIN Cédric	4'15.377	4'19.315	12	
3	5 KUPPENS Renaud	1'18.034	11 VANDENBALCK Jamie	1'47.556	2 MONDRON Edouard	1'07.594	3	7 DUPONT Denis	4'15.441	4'18.677	5	
4	18 LEMERET Stéphane	1'18.245	52 LATINNE Ronnie	1'47.626	5 KUPPENS Renaud	1'07.654	4	18 LEMERET Stéphane	4'15.528	4'18.996	10	
5	3 RICHARD Amaury	1'18.455	20 BOUVY Frédéric	1'47.667	9 CHERAIN Cédric	1'07.656	5	23 CORTHALS Pierre Yves	4'15.644	4'18.769	7	
6	2 MONDRON Edouard	1'18.723	21 VANBELLINGEN Steve	1'47.762	23 CORTHALS Pierre Yves	1'07.918	6	3 RICHARD Amaury	4'15.744	4'18.418	2	
7	9 CHERAIN Cédric	1'18.921	7 DUPONT Denis	1'48.050	7 DUPONT Denis	1'08.222	7	2 MONDRON Edouard	4'15.834	4'19.052	11	
8	7 DUPONT Denis	1'19.169	3 RICHARD Amaury	1'48.392	52 LATINNE Ronnie	1'08.879	8	5 KUPPENS Renaud	4'15.947	4'18.827	8	
9	21 VANBELLINGEN Steve	1'19.441	9 CHERAIN Cédric	1'48.800	3 RICHARD Amaury	1'08.897	9	52 LATINNE Ronnie	4'16.061	4'18.480	3	
10	11 VANDENBALCK Jamie	1'19.463	2 MONDRON Edouard	1'49.517	11 VANDENBALCK Jamie	1'09.066	10	11 VANDENBALCK Jamie	4'16.085	4'18.766	6	
11	52 LATINNE Ronnie	1'19.556	23 CORTHALS Pierre Yves	1'49.704	21 VANBELLINGEN Steve	1'09.113	11	21 VANBELLINGEN Steve	4'16.316	4'18.924	9	
12	20 BOUVY Frédéric	1'19.609	18 LEMERET Stéphane	1'49.954	20 BOUVY Frédéric	1'09.319	12	20 BOUVY Frédéric	4'16.595	4'18.645	4	
13	4 VAN DE POELE Alexis	1'20.235	5 KUPPENS Renaud	1'50.259	4 VAN DE POELE Alexis	1'09.398	13	4 VAN DE POELE Alexis	4'16.843	4'19.771	13	





**Circuit de Spa**  
**TCR BeNeLux**  
**RACE 4**

**BEST TOP SPEEDS**

22/05/2016

Ord.	N°	Entrant	Driver	Driver 2	Team	Car	Group	Class	Top 1		Top 2		Top 3		Top 4		Top 5		Avg.
									Km/h	Lap	Km/h	Lap	Km/h	Lap	Km/h	Lap	Km/h	Lap	
1	10	Ferry Monster Autosport	HEZEMANS Loris		Ferry Monster Autosport	SEAT Leon TCR	TCR		177.947	1	81.818	3	80.969	2					113.578
2	4	Delahaye Racing Team	VAN DE POELE Alexis		Delahaye Racing	VW Golf TCR	TCR		140.541	1	87.805	3	76.974	2					101.773
3	21	Belgian VW Club	VANBELLINGEN Steve		Milo Racing	VW Golf TCR	TCR		139.286	1	77.355	3	73.585	2					96.742
4	20	Belgian VW Club	BOUVY Frédéric		Milo Racing	VW Golf TCR	TCR		128.219	1	81.250	3	76.721	2					95.397
5	11	Bas Koeten Racing	VANDEBALCK Jamie		Bas Koeten Racing	SEAT Leon TCR	TCR		117.884	1	100.000	3	82.979	2					100.288
6	23	Ecurie Le Perron	CORTHALS Pierre Yves		DG Sport Compétition	Opel Astra TCR	TCR		117.588	2	101.299	1	80.829	3					99.905
7	7	Team WRT	DUPONT Denis		RACB Natonal Team	SEAT Leon TCR	TCR		111.429	2	100.214	1	78.261	3					96.635
8	52	Team WRT	LATINNE Ronnie		WRT	VW Golf TCR	TCR		108.837	1	95.510	3	90.347	2					98.232
9	5	Boutsen Ginion Racing	KUPPENS Renaud		Boutsen Ginion Racing	Honda Civic TCR	TCR		107.834	1	83.721	2	78.000	3					89.852
10	9	Bas Koeten Racing	CHERAIN Cédric		Bas Koeten Racing	SEAT Leon TCR	TCR		105.882	2	92.126	1	73.585	3					90.531
11	2	Delahaye Racing Team	MONDRON Edouard		Delahaye Racing	SEAT Leon TCR	TCR		99.574	2	97.095	1	74.168	3					90.279
12	3	Delahaye Racing Team	RICHARD Amaury		Delahaye Racing	VW Golf TCR	TCR		99.574	2	97.297	1	86.188	3					94.353
13	18	Boutsen Ginion Racing	LEMERET Stéphane		Boutsen Ginion Racing	Honda Civic TCR	TCR		93.413	1	87.640	3	87.151	2					89.401





## Circuit de Spa TCR BeNeLux RACE 4

### FASTEST LAP SEQUENCE

22/05/2016

Time of Day	Session Time	N°	Entrant	Driver	Driver 2	Team	Car	Group	Time	Km/h	Lap
17:41'16.899	2'07.137	5	Boutsen Ginion Racing	KUPPENS Renaud		Boutsen Ginion Racing	Honda Civic TCR	TCR	4'32.666	92.474	1
17:45'35.473	6'25.964	5	Boutsen Ginion Racing	KUPPENS Renaud		Boutsen Ginion Racing	Honda Civic TCR	TCR	4'18.827	97.418	2
17:45'37.513	6'27.748	23	Ecurie Le Perron	CORTHALS Pierre Yves		DG Sport Compétition	Opel Astra TCR	TCR	4'18.769	97.440	2
17:45'40.554	6'30.682	7	Team WRT	DUPONT Denis		RACB Natonal Team	SEAT Leon TCR	TCR	4'18.677	97.474	2
17:45'42.454	6'32.458	3	Delahaye Racing Team	RICHARD Amaury		Delahaye Racing	VW Golf TCR	TCR	4'18.418	97.572	2
17:45'48.556	6'38.632	10	Ferry Monster Autosport	HEZEMANS Loris		Ferry Monster Autosport	SEAT Leon TCR	TCR	3'53.037	108.199	2





## Circuit de Spa TCR BeNeLux RACE 4

### EVENT MAXIMUM SPEED

22/05/2016

Ord.	N°	Entrant	Driver	Driver_2	Team	Car	Group	Class	Km/h	Lap	Session
1	10	Ferry Monster Autosport	HEZEMANS Loris		Ferry Monster Autosport	SEAT Leon TCR	TCR		240.001	7	Qualifying Race
2	5	Boutsen Ginion Racing	KUPPENS Renaud		Boutsen Ginion Racing	Honda Civic TCR	TCR		237.564	7	Qualifying Race
3	18	Boutsen Ginion Racing	LEMERET Stéphane		Boutsen Ginion Racing	Honda Civic TCR	TCR		237.564	6	Qualifying Race
4	52	Team WRT	LATINNE Ronnie		WRT	VW Golf TCR	TCR		237.564	8	Qualifying Race
5	2	Delahaye Racing Team	MONDRON Edouard		Delahaye Racing	SEAT Leon TCR	TCR		236.364	3	Qualifying Race
6	3	Delahaye Racing Team	RICHARD Amaury		Delahaye Racing	VW Golf TCR	TCR		236.364	10	Qualifying Race
7	4	Delahaye Racing Team	VAN DE POELE Alexis		Delahaye Racing	VW Golf TCR	TCR		235.176	9	Qualifying Race
8	7	Team WRT	DUPONT Denis		RACB Natonal Team	SEAT Leon TCR	TCR		234.000	9	Qualifying Race
9	21	Belgian VW Club	VANBELLINGEN Steve		Milo Racing	VW Golf TCR	TCR		231.684	2	Qualifying Race
10	23	Ecurie Le Perron	CORTHALS Pierre Yves		DG Sport Compétition	Opel Astra TCR	TCR		230.543	9	Free Practice 1
11	11	Bas Koeten Racing	VANDENBALCK Jamie		Bas Koeten Racing	SEAT Leon TCR	TCR		230.542	9	Qualifying Race
12	20	Belgian VW Club	BOUVY Frédéric		Milo Racing	VW Golf TCR	TCR		230.542	3	Qualifying Race
13	9	Bas Koeten Racing	CHERAIN Cédric		Bas Koeten Racing	SEAT Leon TCR	TCR		228.293	3	Qualifying Race



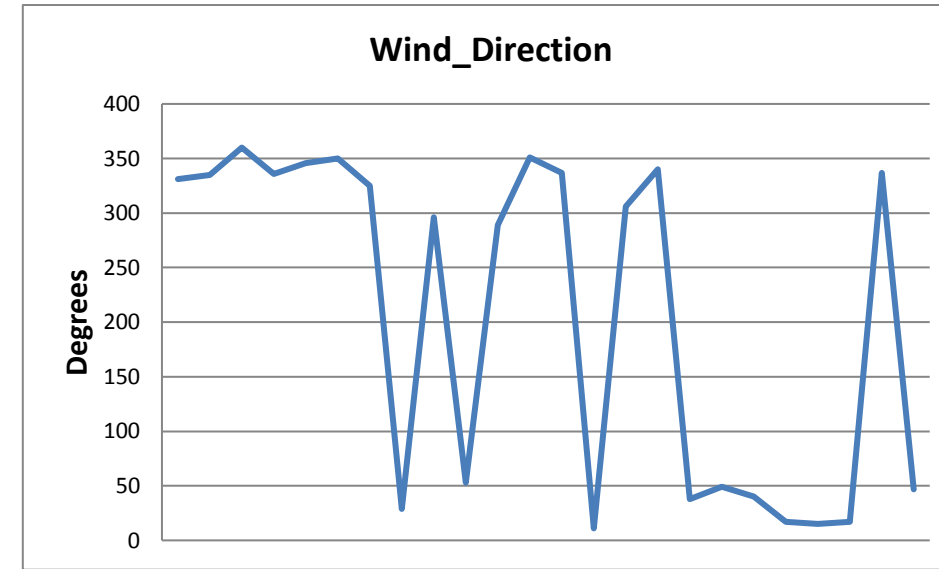
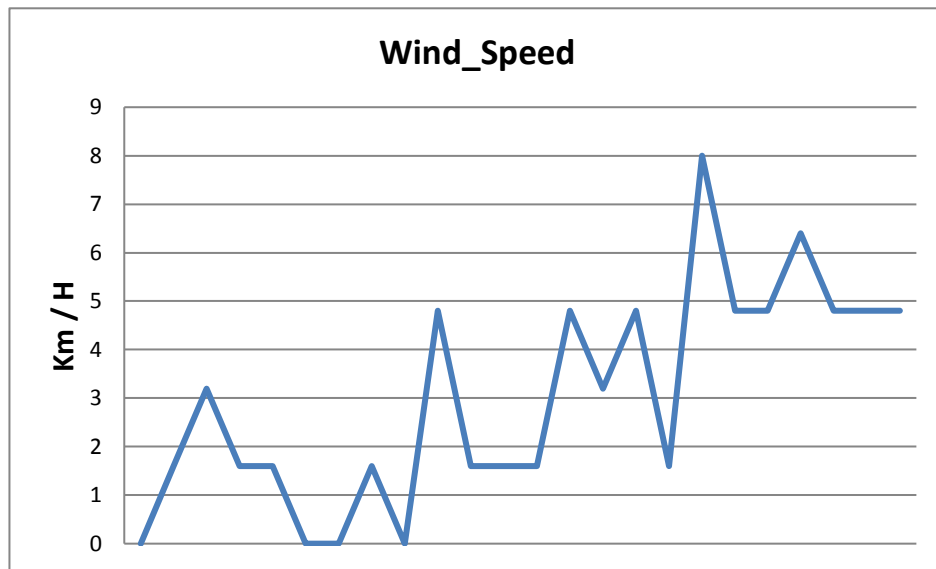
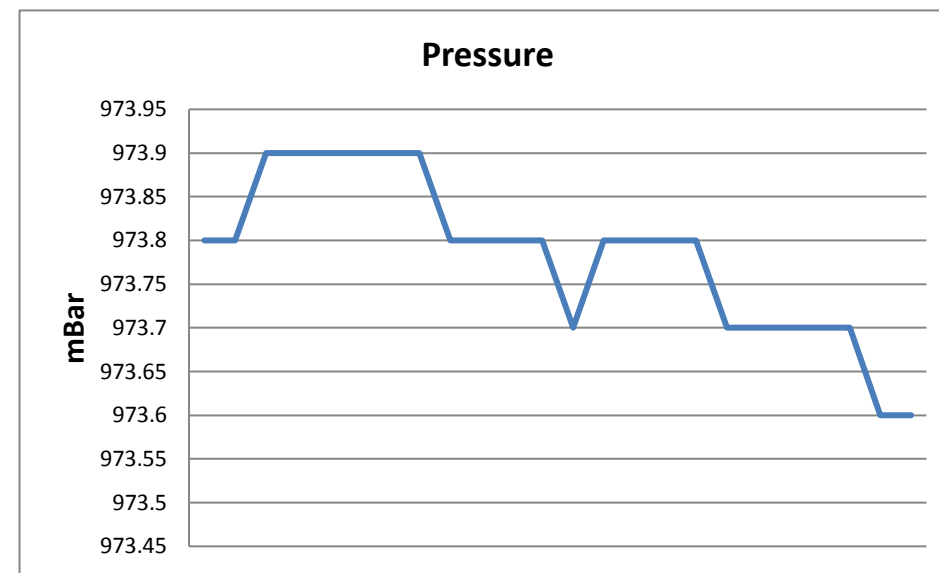
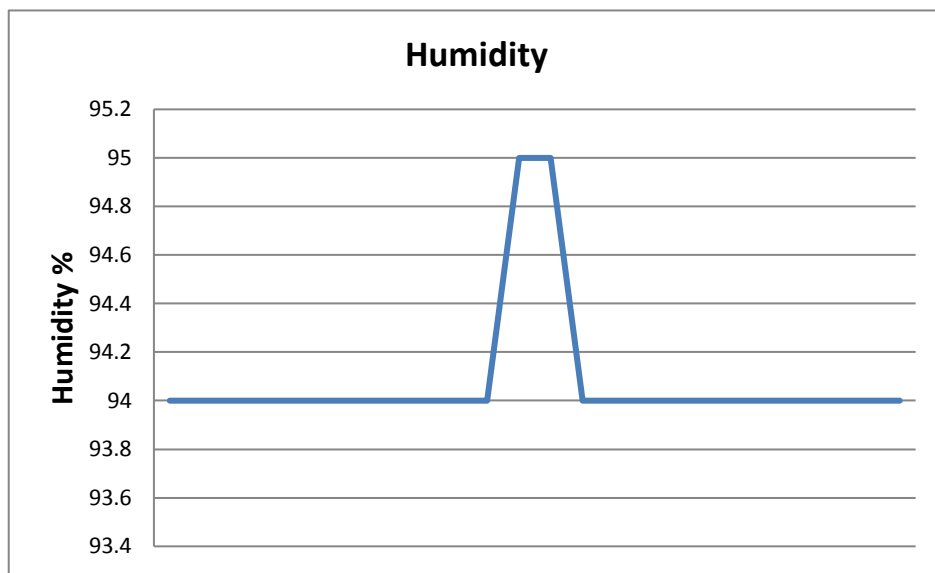
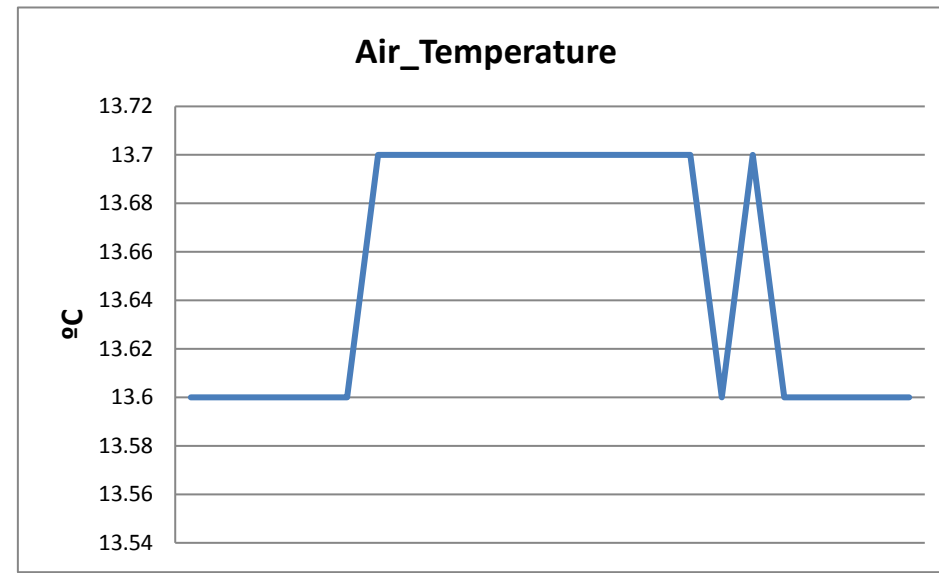
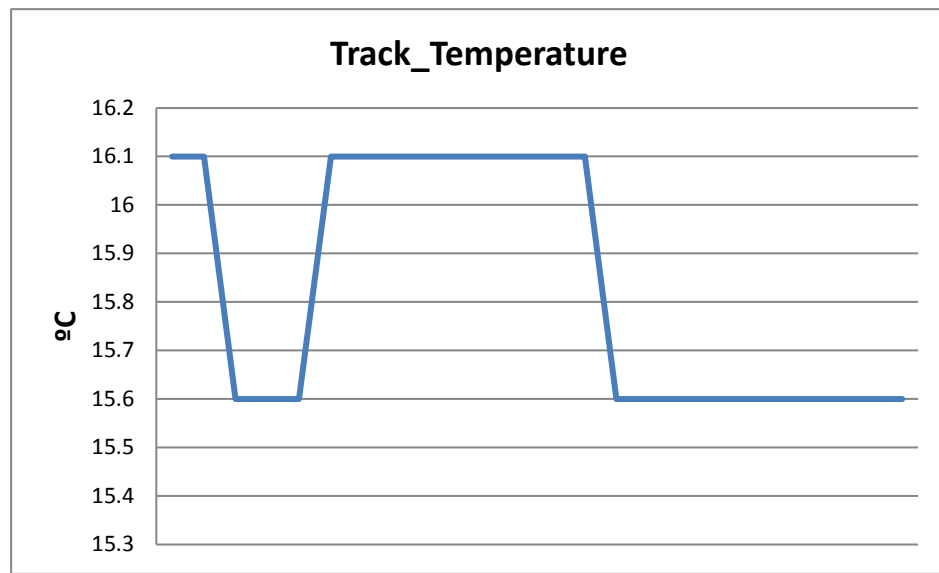




**Circuit de Spa**  
**TCR BeNeLux**  
**RACE 4**

**WEATHER REPORT**

**Track Status** WET





Spa Francorchamps 7.004 m.

### Circuit de Spa TCR BeNeLux RACE 4

### LAP CHART

Orden	Start	GAP / LT	1ª	GAP / LT	2ª	GAP / LT	3ª	GAP / LT
1º	23	2'34.020	5	4'32.666	5	4'18.827	5	5'14.194
2º	5	0"266 2'34.286	18	0.645 4'33.311	18	0.814 4'18.996	18	2.048 5'15.428
3º	18	0"274 2'34.294	23	1.842 4'34.508	23	1.784 4'18.769	23	2.992 5'15.402
4º	3	0"525 2'34.545	2	2.687 4'35.353	2	2.912 4'19.052	2	4.403 5'15.685
5º	4	0"558 2'34.578	9	3.568 4'36.234	9	4.056 4'19.315	9	7.099 5'17.237
6º	2	0"639 2'34.659	7	4.868 4'37.534	7	4.718 4'18.677	7	8.961 5'18.437
7º	52	0"709 2'34.729	3	6.903 4'39.569	3	6.494 4'18.418	3	10.114 5'17.814
8º	7	0"870 2'34.890	52	7.450 4'40.116	52	7.103 4'18.48	52	12.880 5'19.971
9º	20	1"690 2'35.710	11	8.212 4'40.878	11	8.151 4'18.766	11	14.160 5'20.203
10º	10	2"276 2'36.296	21	9.178 4'41.844	21	9.275 4'18.924	21	16.997 5'21.916
11º	11	2"635 2'36.655	20	9.891 4'42.557	20	9.709 4'18.645	20	18.206 5'22.691
12º	9	3"255 2'37.275	4	10.792 4'43.458	4	11.736 4'19.771	4	19.959 5'22.417
13º	21	6"139 2'40.159	10	38.458 5'11.124	10	12.668 3'53.037	10	21.296 5'22.822



## Circuit de Spa TCR BeNeLux RACE 4

### GRAPHIC LAP CHART

Order	Start	1 <sup>a</sup>	2 <sup>a</sup>	3 <sup>a</sup>
KUPPENS Renaud	1 <sup>o</sup>	23	5	5
LEMERET Stéphane	2 <sup>o</sup>	5	18	18
CORTHALS Pierre Yves	3 <sup>o</sup>	18	23	23
MONDRON Edouard	4 <sup>o</sup>	3	2	2
CHERAIN Cédric	5 <sup>o</sup>	4	9	9
DUPONT Denis	6 <sup>o</sup>	2	7	7
RICHARD Amaury	7 <sup>o</sup>	52	3	3
LATINNE Ronnie	8 <sup>o</sup>	7	52	52
VANDENBALCK Jamie	9 <sup>o</sup>	20	11	11
VANBELLINGEN Steve	10 <sup>o</sup>	10	21	21
BOUVY Frédéric	11 <sup>o</sup>	11	20	20
VAN DE POELE Alexis	12 <sup>o</sup>	9	4	4
HEZEMANS Loris	13 <sup>o</sup>	21	10	10