



Circuit de Spa TCR BeNeLux RACE 3

CLASSIFICATION

22/05/2016

Clas.	Nº	Entrant	Driver	Driver 2	Team	Car	Group	Class	Laps	Total Time	Km/h.	Gap	Best Time	Km/h.
1	5	Boutsen Ginion Racing	KUPPENS Renaud		Boutsen Ginion Racing	Honda Civic TCR	TCR		7	20'53.140	140.847		3	2'57.298 142.215
2	18	Boutsen Ginion Racing	LEMERET Stéphane		Boutsen Ginion Racing	Honda Civic TCR	TCR		7	20'56.342	140.488	3"202	3	2'57.865 141.762
3	23	Ecurie Le Perron	CORTHALS Pierre Yves		DG Sport Compétition	Opel Astra TCR	TCR		7	20'57.932	140.311	4"792	5	2'57.830 141.790
4	4	Delahaye Racing Team	VAN DE POELE Alexis		Delahaye Racing	VW Golf TCR	TCR		7	20'59.369	140.151	6"229	3	2'58.312 141.407
5	20	Belgian VW Club	BOUVY Frédéric		Milo Racing	VW Golf TCR	TCR		7	21'00.368	140.040	7"228	4	2'58.076 141.594
6	2	Delahaye Racing Team	MONDRON Edouard		Delahaye Racing	SEAT Leon TCR	TCR		7	21'13.732	138.570	20"592	2	3'00.938 139.354
7	9	Bas Koeten Racing	CHERAIN Cédric		Bas Koeten Racing	SEAT Leon TCR	TCR		7	21'16.368	138.284	23"228	6	3'00.399 139.771
8	7	Team WRT	DUPONT Denis		RACB Natonal Team	SEAT Leon TCR	TCR		7	21'22.395	137.634	29"255	2	3'00.826 139.441
9	3	Delahaye Racing Team	RICHARD Amaury		Delahaye Racing	VW Golf TCR	TCR		7	21'23.115	137.557	29"975	4	3'01.299 139.077
10	52	Team WRT	LATINNE Ronnie		WRT	VW Golf TCR	TCR		7	21'26.070	137.241	32"930	2	3'01.670 138.793
11	11	Bas Koeten Racing	VANDENBALCK Jamie		Bas Koeten Racing	SEAT Leon TCR	TCR		7	21'33.155	136.489	40"015	4	3'01.266 139.102
12	21	Belgian VW Club	VANBELLINGEN Steve		Milo Racing	VW Golf TCR	TCR		7	21'36.240	136.164	43"100	4	3'01.413 138.989
13	10	Ferry Monster Autosport	HEZEMANS Loris		Ferry Monster Autosport	SEAT Leon TCR	TCR		7	21'37.512	136.031	44"372	4	3'01.521 138.907

Fastest lap KUPPENS Renaud 2'57.298 142.215 Km/h.

Published at:.....

Track Status WET

Stewards:	Race Director:	Timekeeper: 
-----------	----------------	--





Circuit de Spa
TCR BeNeLux
RACE 3

LAP ANALYSIS

22/05/2016

Number	2			3			4			5			7		
	Lap Time	Partial	Speed	Lap Time	Partial	Speed	Lap Time	Partial	Speed	Lap Time	Partial	Speed	Lap Time	Partial	Speed
1 ^a - 1	0'51.571	0'51.571	200.001	0'56.025	0'56.025	175.281	0'51.641	0'51.641	200.859	0'50.874	0'50.874	195.816	0'52.646	0'52.646	170.182
1 ^a - 2	2'16.039	1'24.468		2'20.741	1'24.716		2'14.782	1'23.141		2'13.128	1'22.254		2'17.697	1'25.051	
1 ^a - 3	3'03.249	0'47.210		3'08.444	0'47.703		3'00.914	0'46.132		2'58.694	0'45.566		3'04.846	0'47.149	
2 ^a - 1	0'49.494	0'49.494	205.264	0'50.251	0'50.251	184.252	0'49.351	0'49.351	203.479	0'49.433	0'49.433	194.191	0'49.453	0'49.453	212.728
2 ^a - 2	2'14.380	1'24.886		2'14.713	1'24.462		2'12.677	1'23.326		2'11.915	1'22.482		2'14.227	1'24.774	
2 ^a - 3	3'00.938	0'46.558		3'01.370	0'46.657		2'58.481	0'45.804		2'57.419	0'45.504		3'00.826	0'46.599	
3 ^a - 1	0'49.528	0'49.528	204.367	0'50.139	0'50.139	182.813	0'49.168	0'49.168	199.149	0'48.950	0'48.950	189.474	0'49.237	0'49.237	209.866
3 ^a - 2	2'14.447	1'24.919		2'15.487	1'25.348		2'12.722	1'23.554		2'11.812	1'22.862		2'15.003	1'25.766	
3 ^a - 3	3'01.310	0'46.863		3'02.397	0'46.910		2'58.312	0'45.590		2'57.298	0'45.486		3'02.089	0'47.086	
4 ^a - 1	0'49.417	0'49.417	207.080	0'49.622	0'49.622	183.530	0'49.255	0'49.255	209.866	0'48.954	0'48.954	191.021	0'49.764	0'49.764	206.168
4 ^a - 2	2'14.835	1'25.418		2'14.537	1'24.915		2'12.853	1'23.598		2'11.778	1'22.824		2'16.973	1'27.209	
4 ^a - 3	3'01.697	0'46.862		3'01.299	0'46.762		2'58.386	0'45.533		2'57.581	0'45.803		3'03.893	0'46.920	
5 ^a - 1	0'49.802	0'49.802	200.000	0'49.802	0'49.802	195.000	0'49.674	0'49.674	200.001	0'49.043	0'49.043	191.804	0'49.728	0'49.728	184.981
5 ^a - 2	2'15.142	1'25.340		2'14.795	1'24.993		2'13.570	1'23.896		2'12.306	1'23.263		2'15.220	1'25.492	
5 ^a - 3	3'01.672	0'46.530		3'01.511	0'46.716		2'59.505	0'45.935		2'58.259	0'45.953		3'01.941	0'46.721	
6 ^a - 1	0'49.521	0'49.521	202.598	0'49.900	0'49.900	182.102	0'49.600	0'49.600	191.804	0'49.617	0'49.617	183.530	0'50.108	0'50.108	197.469
6 ^a - 2	2'14.444	1'24.923		2'15.050	1'25.150		2'13.847	1'24.247		2'13.412	1'23.795		2'15.590	1'25.482	
6 ^a - 3	3'01.335	0'46.891		3'03.465	0'48.415		3'00.824	0'46.977		3'00.110	0'46.698		3'03.337	0'47.747	
7 ^a - 1	0'50.086	0'50.086	193.389	0'50.666	0'50.666	179.311	0'50.432	0'50.432	196.639	0'50.575	0'50.575	185.715	0'51.569	0'51.569	173.334
7 ^a - 2	2'15.486	1'25.400		2'16.737	1'26.071		2'15.260	1'24.828		2'15.694	1'25.119		2'17.645	1'26.076	
7 ^a - 3	3'03.531	0'48.045		3'04.629	0'47.892		3'02.947	0'47.687		3'03.779	0'48.085		3'05.463	0'47.818	

Ideal Lap	
0'49.417	0'49.417
2'13.885	1'24.468
3'00.415	0'46.530

Ideal Lap	
0'49.622	0'49.622
2'14.084	1'24.462
3'00.741	0'46.657

Ideal Lap	
0'49.168	0'49.168
2'12.309	1'23.141
2'57.842	0'45.533

Ideal Lap	
0'48.950	0'48.950
2'11.204	1'22.254
2'56.690	0'45.486

Ideal Lap	
0'49.237	0'49.237
2'14.011	1'24.774
3'00.610	0'46.599

Ideal Best Lap	
0'48.639	0'48.639
2'10.893	1'22.254
2'56.158	0'45.265





Circuit de Spa
TCR BeNeLux
RACE 3

LAP ANALYSIS

22/05/2016

Number	9			10			11			18			20		
	Lap Time	Partial	Speed	Lap Time	Partial	Speed	Lap Time	Partial	Speed	Lap Time	Partial	Speed	Lap Time	Partial	Speed
1 ^a - 1	0'55.453	0'55.453	187.952	0'55.763	0'55.763	184.981	0'54.576	0'54.576	177.273	0'50.591	0'50.591	208.929	0'53.174	0'53.174	184.981
1 ^a - 2	2'19.982	1'24.529		2'21.442	1'25.679		2'19.436	1'24.860		2'14.311	1'23.720		2'16.280	1'23.106	
1 ^a - 3	3'07.357	0'47.375		3'09.027	0'47.585		3'07.490	0'48.054		2'59.923	0'45.612		3'02.131	0'45.851	
2 ^a - 1	0'49.906	0'49.906	182.813	0'51.279	0'51.279	183.530	0'51.422	0'51.422	173.978	0'49.776	0'49.776	202.598	0'49.689	0'49.689	202.598
2 ^a - 2	2'14.594	1'24.688		2'16.002	1'24.723		2'16.375	1'24.953		2'13.213	1'23.437		2'13.443	1'23.754	
2 ^a - 3	3'01.331	0'46.737		3'03.116	0'47.114		3'03.711	0'47.336		2'59.024	0'45.811		2'59.083	0'45.640	
3 ^a - 1	0'50.167	0'50.167	182.102	0'50.361	0'50.361	177.947	0'50.492	0'50.492	184.981	0'48.817	0'48.817	190.244	0'49.638	0'49.638	187.201
3 ^a - 2	2'14.402	1'24.235		2'15.450	1'25.089		2'14.837	1'24.345		2'12.491	1'23.674		2'12.860	1'23.222	
3 ^a - 3	3'00.485	0'46.083		3'02.155	0'46.705		3'01.854	0'47.017		2'57.865	0'45.374		2'59.000	0'46.140	
4 ^a - 1	0'49.533	0'49.533	202.598	0'49.799	0'49.799	175.940	0'50.150	0'50.150	182.813	0'48.851	0'48.851	193.389	0'48.815	0'48.815	196.639
4 ^a - 2	2'14.308	1'24.775		2'14.940	1'25.141		2'14.276	1'24.126		2'12.812	1'23.961		2'12.348	1'23.533	
4 ^a - 3	3'00.910	0'46.602		3'01.521	0'46.581		3'01.266	0'46.990		2'58.354	0'45.542		2'58.076	0'45.728	
5 ^a - 1	0'50.457	0'50.457	184.252	0'50.635	0'50.635	182.102	0'50.791	0'50.791	178.626	0'49.031	0'49.031	200.859	0'48.972	0'48.972	184.252
5 ^a - 2	2'14.599	1'24.142		2'15.810	1'25.175		2'15.673	1'24.882		2'12.652	1'23.621		2'13.051	1'24.079	
5 ^a - 3	3'00.776	0'46.177		3'03.265	0'47.455		3'02.988	0'47.315		2'58.539	0'45.887		2'58.970	0'45.919	
6 ^a - 1	0'49.864	0'49.864	197.469	0'50.799	0'50.799	166.549	0'51.087	0'51.087	170.803	0'49.136	0'49.136	184.981	0'49.253	0'49.253	201.725
6 ^a - 2	2'14.211	1'24.347		2'16.849	1'26.050		2'16.124	1'25.037		2'13.570	1'24.434		2'13.223	1'23.970	
6 ^a - 3	3'00.399	0'46.188		3'08.725	0'51.876		3'05.608	0'49.484		3'00.768	0'47.198		3'00.196	0'46.973	
7 ^a - 1	0'51.353	0'51.353	191.021	0'52.595	0'52.595	169.566	0'52.468	0'52.468	176.604	0'50.055	0'50.055	184.981	0'49.944	0'49.944	180.695
7 ^a - 2	2'16.756	1'25.403		2'20.513	1'27.918		2'20.610	1'28.142		2'14.812	1'24.757		2'15.244	1'25.300	
7 ^a - 3	3'05.110	0'48.354		3'09.703	0'49.190		3'10.238	0'49.628		3'01.869	0'47.057		3'02.912	0'47.668	

Ideal Lap	
0'49.533	0'49.533
2'13.675	1'24.142
2'59.758	0'46.083

Ideal Lap	
0'49.799	0'49.799
2'14.522	1'24.723
3'01.103	0'46.581

Ideal Lap	
0'50.150	0'50.150
2'14.276	1'24.126
3'01.266	0'46.990

Ideal Lap	
0'48.817	0'48.817
2'12.254	1'23.437
2'57.628	0'45.374

Ideal Lap	
0'48.815	0'48.815
2'11.921	1'23.106
2'57.561	0'45.640

Ideal Best Lap	
0'48.639	0'48.639
2'10.893	1'22.254
2'56.158	0'45.265



Circuit de Spa
TCR BeNeLux
RACE 3

LAP ANALYSIS

22/05/2016

Number	21			23			52		
	Lap Time	Partial	Speed	Lap Time	Partial	Speed	Lap Time	Partial	Speed
1 ^a - 1	0'58.191	0'58.191	173.978	0'52.015	0'52.015	175.940	0'53.860	0'53.860	169.566
1 ^a - 2	2'23.517	1'25.326		2'15.387	1'23.372		2'18.703	1'24.843	
1 ^a - 3	3'11.028	0'47.511		3'01.587	0'46.200		3'06.685	0'47.982	
2 ^a - 1	0'51.432	0'51.432	202.598	0'48.673	0'48.673	223.924	0'50.419	0'50.419	184.981
2 ^a - 2	2'16.980	1'25.548		2'13.277	1'24.604		2'14.871	1'24.452	
2 ^a - 3	3'03.949	0'46.969		2'58.542	0'45.265		3'01.670	0'46.799	
3 ^a - 1	0'50.805	0'50.805	209.866	0'48.639	0'48.639	213.699	0'50.270	0'50.270	165.372
3 ^a - 2	2'14.935	1'24.130		2'12.789	1'24.150		2'16.581	1'26.311	
3 ^a - 3	3'01.453	0'46.518		2'58.367	0'45.578		3'02.798	0'46.217	
4 ^a - 1	0'50.478	0'50.478	184.252	0'48.675	0'48.675	205.264	0'49.710	0'49.710	187.952
4 ^a - 2	2'14.361	1'23.883		2'12.293	1'23.618		2'14.697	1'24.987	
4 ^a - 3	3'01.413	0'47.052		2'58.045	0'45.752		3'02.226	0'47.529	
5 ^a - 1	0'50.484	0'50.484	186.455	0'48.942	0'48.942	220.755	0'49.878	0'49.878	190.244
5 ^a - 2	2'15.067	1'24.583		2'11.732	1'22.790		2'15.762	1'25.884	
5 ^a - 3	3'02.668	0'47.601		2'57.830	0'46.098		3'03.188	0'47.426	
6 ^a - 1	0'50.834	0'50.834	178.626	0'49.212	0'49.212	204.367	0'50.726	0'50.726	185.715
6 ^a - 2	2'16.129	1'25.295		2'13.505	1'24.293		2'15.623	1'24.897	
6 ^a - 3	3'06.807	0'50.678		3'01.090	0'47.585		3'04.159	0'48.536	
7 ^a - 1	0'51.866	0'51.866	176.604	0'49.906	0'49.906	186.455	0'51.142	0'51.142	175.940
7 ^a - 2	2'19.653	1'27.787		2'15.192	1'25.286		2'17.242	1'26.100	
7 ^a - 3	3'08.922	0'49.269		3'02.471	0'47.279		3'05.344	0'48.102	

Ideal Lap	
0'50.478	0'50.478
2'14.361	1'23.883
3'00.879	0'46.518

Ideal Lap	
0'48.639	0'48.639
2'11.429	1'22.790
2'56.694	0'45.265

Ideal Lap	
0'49.710	0'49.710
2'14.162	1'24.452
3'00.379	0'46.217

Ideal Best Lap	
0'48.639	0'48.639
2'10.893	1'22.254
2'56.158	0'45.265



Circuit de Spa
TCR BeNeLux
RACE 3

Best Sectors Results

22/05/2016

Sector - 1		Sector - 2		Sector - 3		Ideal Lap vs Best Lap					
Ord.	N° Driver	Time	N° Driver	Time	N° Driver	Time	Ord.	N° Driver	Ideal Lap	Best Lap	Ord.
1	23 CORTHALS Pierre Yves	48.639	5 KUPPENS Renaud	1'22.254	23 CORTHALS Pierre Yves	45.265	1	5 KUPPENS Renaud	2'56.690	2'57.298	1
2	20 BOUVY Frédéric	48.815	23 CORTHALS Pierre Yves	1'22.790	18 LEMERET Stéphane	45.374	2	23 CORTHALS Pierre Yves	2'56.694	2'57.830	2
3	18 LEMERET Stéphane	48.817	20 BOUVY Frédéric	1'23.106	5 KUPPENS Renaud	45.486	3	20 BOUVY Frédéric	2'57.561	2'58.076	4
4	5 KUPPENS Renaud	48.950	4 VAN DE POELE Alexis	1'23.141	4 VAN DE POELE Alexis	45.533	4	18 LEMERET Stéphane	2'57.628	2'57.865	3
5	4 VAN DE POELE Alexis	49.168	18 LEMERET Stéphane	1'23.437	20 BOUVY Frédéric	45.640	5	4 VAN DE POELE Alexis	2'57.842	2'58.312	5
6	7 DUPONT Denis	49.237	21 VANBELLINGEN Steve	1'23.883	9 CHERAIN Cédric	46.083	6	9 CHERAIN Cédric	2'59.758	3'00.399	6
7	2 MONDRON Edouard	49.417	11 VANDENBALCK Jamie	1'24.126	52 LATINNE Ronnie	46.217	7	52 LATINNE Ronnie	3'00.379	3'01.670	13
8	9 CHERAIN Cédric	49.533	9 CHERAIN Cédric	1'24.142	21 VANBELLINGEN Steve	46.518	8	2 MONDRON Edouard	3'00.415	3'00.938	8
9	3 RICHARD Amaury	49.622	52 LATINNE Ronnie	1'24.452	2 MONDRON Edouard	46.530	9	7 DUPONT Denis	3'00.610	3'00.826	7
10	52 LATINNE Ronnie	49.710	3 RICHARD Amaury	1'24.462	10 HEZEMANS Loris	46.581	10	3 RICHARD Amaury	3'00.741	3'01.299	10
11	10 HEZEMANS Loris	49.799	2 MONDRON Edouard	1'24.468	7 DUPONT Denis	46.599	11	21 VANBELLINGEN Steve	3'00.879	3'01.413	11
12	11 VANDENBALCK Jamie	50.150	10 HEZEMANS Loris	1'24.723	3 RICHARD Amaury	46.657	12	10 HEZEMANS Loris	3'01.103	3'01.521	12
13	21 VANBELLINGEN Steve	50.478	7 DUPONT Denis	1'24.774	11 VANDENBALCK Jamie	46.990	13	11 VANDENBALCK Jamie	3'01.266	3'01.266	9





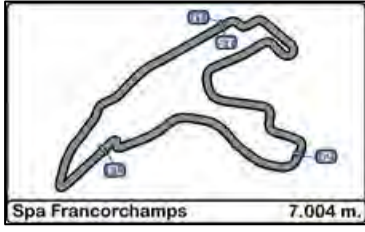
Circuit de Spa
TCR BeNeLux
RACE 3

BEST TOP SPEEDS

22/05/2016

Ord.	N°	Entrant	Driver	Driver 2	Team	Car	Group	Class	Top 1		Top 2		Top 3		Top 4		Top 5		Avg.
									Km/h	Lap	Km/h	Lap	Km/h	Lap	Km/h	Lap	Km/h	Lap	
1	23	Ecurie Le Perron	CORTHALS Pierre Yves		DG Sport Compétition	Opel Astra TCR	TCR		223.923	2	220.755	5	213.699	3	205.263	4	204.367	6	213.601
2	7	Team WRT	DUPONT Denis		RACB Natonal Team	SEAT Leon TCR	TCR		212.727	2	209.865	3	206.167	4	197.468	6	184.980	5	202.242
3	4	Delahaye Racing Team	VAN DE POELE Alexis		Delahaye Racing	VW Golf TCR	TCR		209.865	4	203.478	2	200.858	1	200.000	5	199.149	3	202.670
4	21	Belgian VW Club	VANBELLINGEN Steve		Milo Racing	VW Golf TCR	TCR		209.865	3	202.597	2	186.454	5	184.252	4	178.626	6	192.359
5	18	Boutsen Ginion Racing	LEMERET Stéphane		Boutsen Ginion Racing	Honda Civic TCR	TCR		208.929	1	202.597	2	200.858	5	193.388	4	190.244	3	199.203
6	2	Delahaye Racing Team	MONDRON Edouard		Delahaye Racing	SEAT Leon TCR	TCR		207.080	4	205.263	2	204.367	3	202.597	6	200.000	1	203.861
7	9	Bas Koeten Racing	CHERAIN Cédric		Bas Koeten Racing	SEAT Leon TCR	TCR		202.597	4	197.468	6	191.020	7	187.952	1	184.252	5	192.658
8	20	Belgian VW Club	BOUVY Frédéric		Milo Racing	VW Golf TCR	TCR		202.597	2	201.724	6	196.639	4	187.200	3	184.980	1	194.628
9	5	Boutsen Ginion Racing	KUPPENS Renaud		Boutsen Ginion Racing	Honda Civic TCR	TCR		195.816	1	194.191	2	191.803	5	191.020	4	189.474	3	192.461
10	3	Delahaye Racing Team	RICHARD Amaury		Delahaye Racing	VW Golf TCR	TCR		195.000	5	184.252	2	183.529	4	182.812	3	182.101	6	185.539
11	52	Team WRT	LATINNE Ronnie		WRT	VW Golf TCR	TCR		190.244	5	187.952	4	185.714	6	184.980	2	175.940	7	184.966
12	10	Ferry Monster Autosport	HEZEMANS Loris		Ferry Monster Autosport	SEAT Leon TCR	TCR		184.980	1	183.529	2	182.101	5	177.947	3	175.940	4	180.899
13	11	Bas Koeten Racing	VANDENBALCK Jamie		Bas Koeten Racing	SEAT Leon TCR	TCR		184.980	3	182.813	4	178.626	5	177.273	1	176.604	7	180.059





Circuit de Spa TCR BeNeLux RACE 3

FASTEST LAP SEQUENCE

22/05/2016

Time of Day	Session Time	N°	Entrant	Driver	Driver 2	Team	Car	Group	Time	Km/h	Lap
17:13'38.464	2'58.694	5	Boutsen Ginion Racing	KUPPENS Renaud		Boutsen Ginion Racing	Honda Civic TCR	TCR	2'58.694	141.104	1
17:16'35.938	5'56.113	5	Boutsen Ginion Racing	KUPPENS Renaud		Boutsen Ginion Racing	Honda Civic TCR	TCR	2'57.419	142.118	2
17:19'33.371	8'53.411	5	Boutsen Ginion Racing	KUPPENS Renaud		Boutsen Ginion Racing	Honda Civic TCR	TCR	2'57.298	142.215	3





Circuit de Spa TCR BeNeLux RACE 3

EVENT MAXIMUM SPEED

22/05/2016

Ord.	N°	Entrant	Driver	Driver_2	Team	Car	Group	Class	Km/h	Lap	Session
1	10	Ferry Monster Autosport	HEZEMANS Loris		Ferry Monster Autosport	SEAT Leon TCR	TCR		240.001	7	Qualifying Race
2	5	Boutsen Ginion Racing	KUPPENS Renaud		Boutsen Ginion Racing	Honda Civic TCR	TCR		237.564	7	Qualifying Race
3	18	Boutsen Ginion Racing	LEMERET Stéphane		Boutsen Ginion Racing	Honda Civic TCR	TCR		237.564	6	Qualifying Race
4	52	Team WRT	LATINNE Ronnie		WRT	VW Golf TCR	TCR		237.564	8	Qualifying Race
5	2	Delahaye Racing Team	MONDRON Edouard		Delahaye Racing	SEAT Leon TCR	TCR		236.364	3	Qualifying Race
6	3	Delahaye Racing Team	RICHARD Amaury		Delahaye Racing	VW Golf TCR	TCR		236.364	10	Qualifying Race
7	4	Delahaye Racing Team	VAN DE POELE Alexis		Delahaye Racing	VW Golf TCR	TCR		235.176	9	Qualifying Race
8	7	Team WRT	DUPONT Denis		RACB Natonal Team	SEAT Leon TCR	TCR		234.000	9	Qualifying Race
9	21	Belgian VW Club	VANBELLINGEN Steve		Milo Racing	VW Golf TCR	TCR		231.684	2	Qualifying Race
10	23	Ecurie Le Perron	CORTHALS Pierre Yves		DG Sport Compétition	Opel Astra TCR	TCR		230.543	9	Free Practice 1
11	11	Bas Koeten Racing	VANDENBALCK Jamie		Bas Koeten Racing	SEAT Leon TCR	TCR		230.542	9	Qualifying Race
12	20	Belgian VW Club	BOUVY Frédéric		Milo Racing	VW Golf TCR	TCR		230.542	3	Qualifying Race
13	9	Bas Koeten Racing	CHERAIN Cédric		Bas Koeten Racing	SEAT Leon TCR	TCR		228.293	3	Qualifying Race

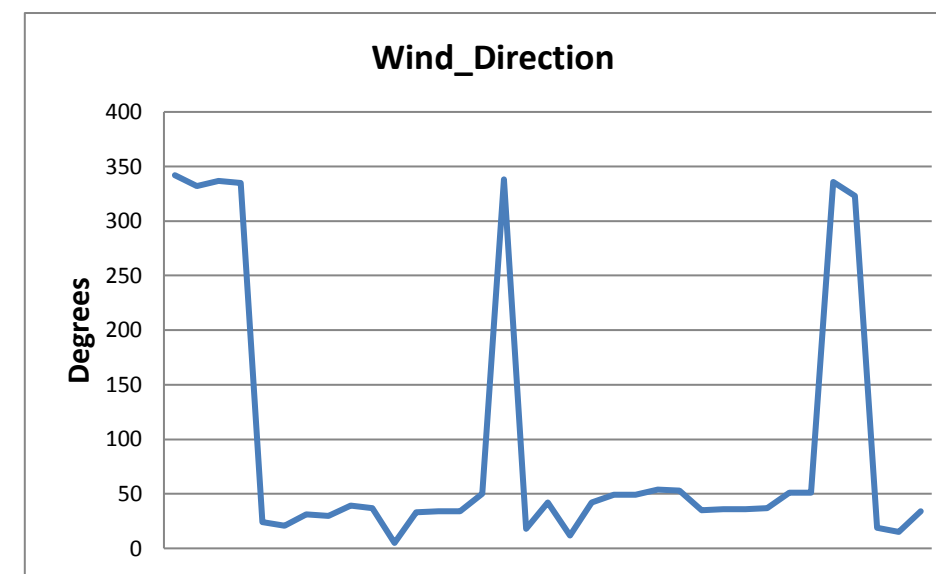
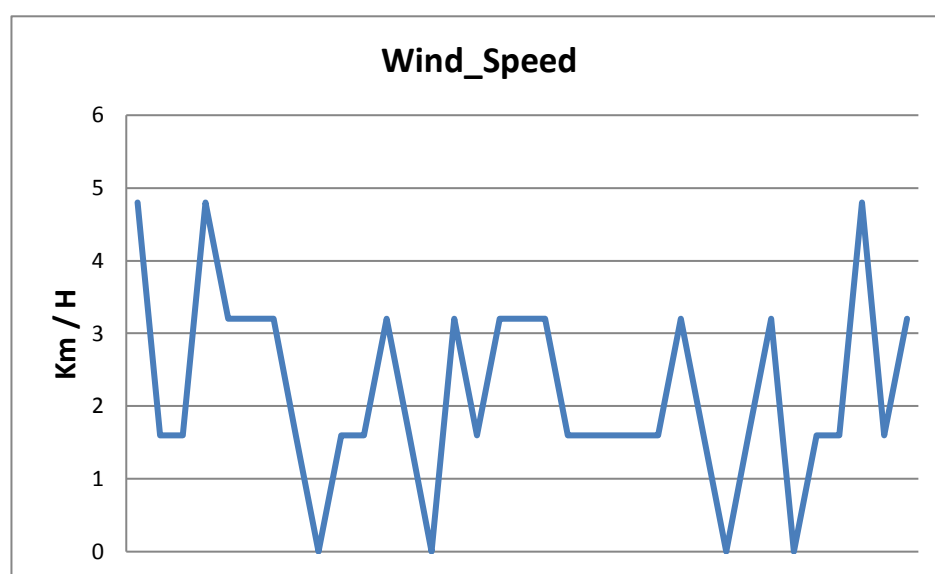
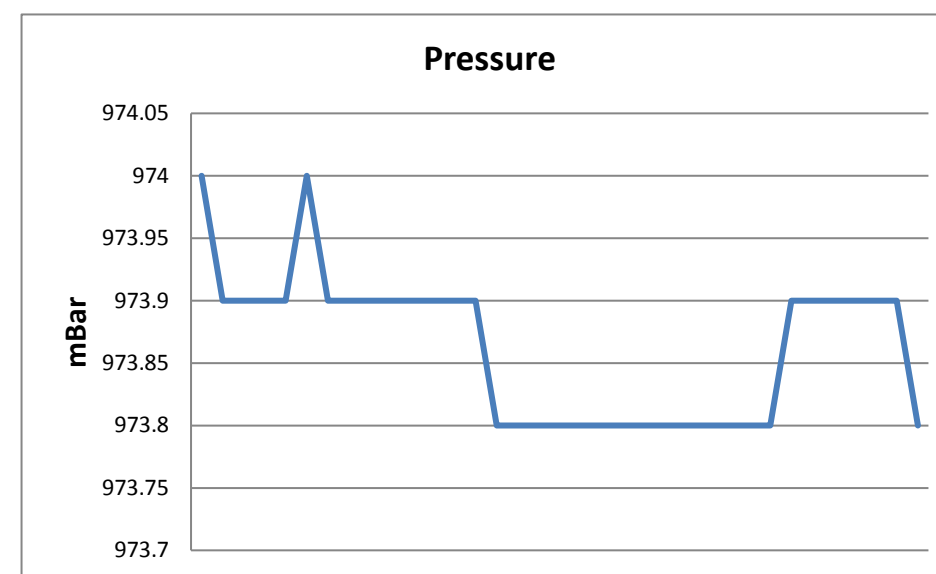
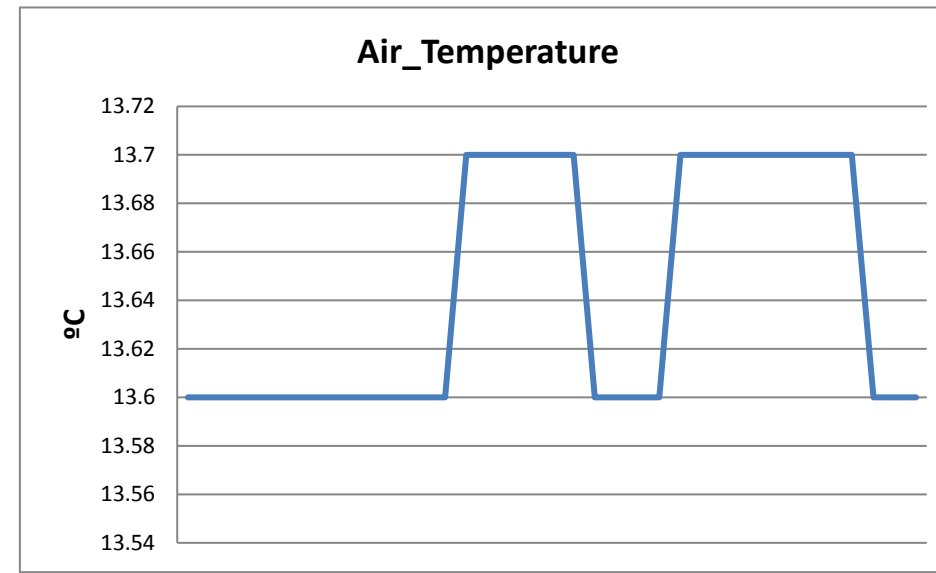
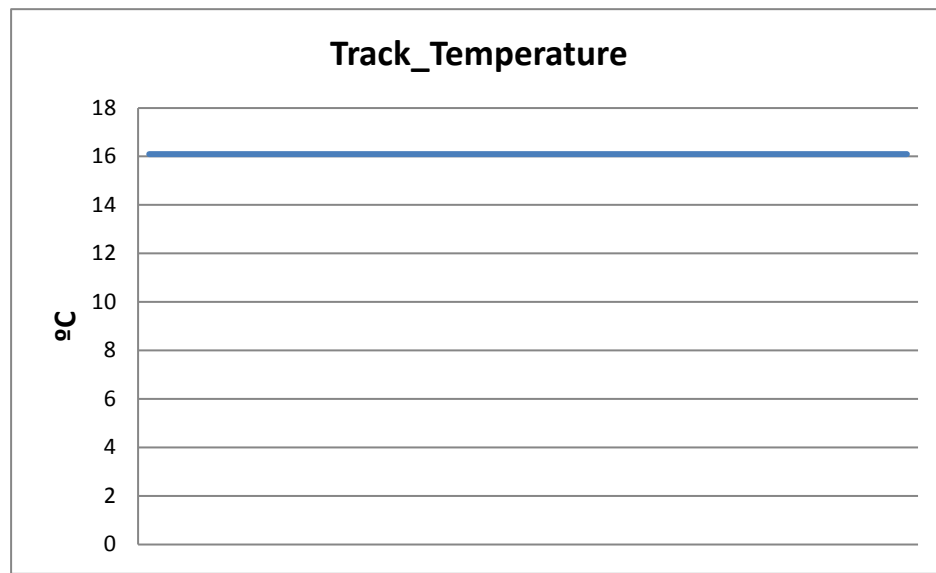




Circuit de Spa
TCR BeNeLux
RACE 3

WEATHER REPORT

Track Status WET





Circuit de Spa

TCR BeNeLux

RACE 3

LAP CHART

Order	Start	GAP / LT	1 ^a	GAP / LT	2 ^a	GAP / LT	3 ^a	GAP / LT	4 ^a	GAP / LT	5 ^a	GAP / LT	6 ^a	GAP / LT	7 ^a	GAP / LT
1 ^o	23	2'34.020	5	2'58.694	5	2'57.419	5	2'57.298	5	2'57.581	5	2'58.259	5	3'00.11	5	3'03.779
2 ^o	5	0"266 2'34.286	18	1.229 2'59.923	18	2.834 2'59.024	18	3.401 2'57.865	18	4.174 2'58.354	18	4.454 2'58.539	18	5.112 3'00.768	18	3.202 3'01.869
3 ^o	18	0"274 2'34.294	4	2.220 3'00.914	4	3.282 2'58.481	4	4.296 2'58.312	4	5.101 2'58.386	23	5.120 2'57.83	23	6.100 3'01.09	23	4.792 3'02.471
4 ^o	3	0"525 2'34.545	23	2.893 3'01.587	23	4.016 2'58.542	23	5.085 2'58.367	23	5.549 2'58.045	4	6.347 2'59.505	4	7.061 3'00.824	4	6.229 3'02.947
5 ^o	4	0"558 2'34.578	20	3.437 3'02.131	20	5.101 2'59.083	20	6.803 2'59	20	7.298 2'58.076	20	8.009 2'58.97	20	8.095 3'00.196	20	7.228 3'02.912
6 ^o	2	0"639 2'34.659	2	4.555 3'03.249	2	8.074 3'00.938	2	12.086 3'01.31	2	16.202 3'01.697	2	19.615 3'01.672	2	20.840 3'01.335	2	20.592 3'03.531
7 ^o	52	0"709 2'34.729	7	6.152 3'04.846	7	9.559 3'00.826	7	14.350 3'02.089	9	19.091 3'00.91	9	21.608 3'00.776	9	21.897 3'00.399	9	23.228 3'05.11
8 ^o	7	0"870 2'34.890	52	7.991 3'06.685	52	12.242 3'01.67	9	15.762 3'00.485	7	20.662 3'03.893	7	24.344 3'01.941	7	27.571 3'03.337	7	29.255 3'05.463
9 ^o	20	1"690 2'35.710	9	8.663 3'07.357	9	12.575 3'01.331	52	17.742 3'02.798	52	22.387 3'02.226	3	25.770 3'01.511	3	29.125 3'03.465	3	29.975 3'04.629
10 ^o	10	2"276 2'36.296	11	8.796 3'07.49	3	13.701 3'01.37	3	18.800 3'02.397	3	22.518 3'01.299	52	27.316 3'03.188	52	31.365 3'04.159	52	32.930 3'05.344
11 ^o	11	2"635 2'36.655	3	9.750 3'08.444	11	15.088 3'03.711	11	19.644 3'01.854	11	23.329 3'01.266	11	28.058 3'02.988	11	33.556 3'05.608	11	40.015 3'10.238
12 ^o	9	3"255 2'37.275	10	10.333 3'09.027	10	16.030 3'03.116	10	20.887 3'02.155	10	24.827 3'01.521	10	29.833 3'03.265	21	37.957 3'06.807	21	43.100 3'08.922
13 ^o	21	6"139 2'40.159	21	12.334 3'11.028	21	18.864 3'03.949	21	23.019 3'01.453	21	26.851 3'01.413	21	31.260 3'02.668	10	38.448 3'08.725	10	44.372 3'09.703



Circuit de Spa TCR BeNeLux RACE 3

GRAF

22/05/2016

