

Circuit de Spa
TCR BeNeLux
RACE 2

CLASSIFICATION

22/05/2016

Clas.	Nº	Entrant	Driver	Driver 2	Team	Car	Group	Class	Laps	Total Time	Km/h.	Gap	Best	Time	Km/h.
1	2	Delahaye Racing Team	MONDRON Guillaume		Delahaye Racing	SEAT Leon TCR	TCR		6	18'52.358	133.603		1	2'40.953	156.657
2	18	Boutsen Ginion Racing	MONTEIRO Tiago		Boutsen Ginion Racing	Honda Civic TCR	TCR		6	18'53.076	133.519	0"718	1	2'39.919	157.670
3	11	Bas Koeten Racing	CORONEL Tom		Bas Koeten Racing	SEAT Leon TCR	TCR		6	18'53.210	133.503	0"852	2	2'40.936	156.674
4	4	Delahaye Racing Team	DE LEVAL Romain		Delahaye Racing	VW Golf TCR	TCR		6	18'54.108	133.397	1"750	2	2'41.822	155.816
5	52	Team WRT	POTTY Maxime		WRT	VW Golf TCR	TCR		6	18'55.178	133.272	2"820	2	2'41.290	156.330
6	20	Belgian VW Club	BALTHAZAR Kevin		Milo Racing	VW Golf TCR	TCR		6	18'57.182	133.037	4"824	2	2'42.276	155.380
7	21	Belgian VW Club	DERMONT David		Milo Racing	VW Golf TCR	TCR		6	18'58.186	132.919	5"828	2	2'42.570	155.099
8	9	Bas Koeten Racing	CENCETTI Loris		Bas Koeten Racing	SEAT Leon TCR	TCR		6	18'59.108	132.812	6"750	2	2'42.233	155.421
9	10	Ferry Monster Autosport	RADERMECKER Vincent		Ferry Monster Autosport	SEAT Leon TCR	TCR		6	19'00.012	132.706	7"654	2	2'40.476	157.123
10	7	Team WRT	DEJONGHE Sam		RACB Natonal Team	SEAT Leon TCR	TCR		6	19'26.397	129.705	34"039	2	2'38.817	158.764

NOT CLASSIFIED

11	3	Delahaye Racing Team	VAN DALEN Didier		Delahaye Racing	VW Golf TCR	TCR		4	11'32.892	152.148	2 Lap.	2	2'42.012	155.633
12	5	Boutsen Ginion Racing	LESSENNES Benjamin		Boutsen Ginion Racing	Honda Civic TCR	TCR		1	05'01.662	83.585	5 Lap.	1	5'01.662	83.585

Number 3 +30 seconds Time penalty for causing collision

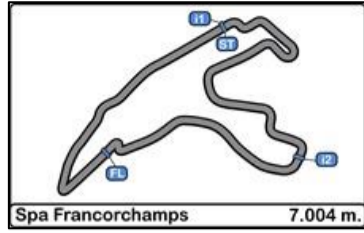
Fastest lap DEJONGHE Sam 2'38.817 158.764 Km/h.

Published at:.....

Track Status **DRY**

Stewards:	Race Director:	Timekeeper: 
------------------	-----------------------	---





Circuit de Spa
TCR BeNeLux
RACE 2

LAP ANALYSIS

22/05/2016

Number	2			3			4			5			7		
	Lap Time	Partial	Speed	Lap Time	Partial	Speed	Lap Time	Partial	Speed	Lap Time	Partial	Speed	Lap Time	Partial	Speed
1 ^a - 1	0'47.593	0'47.593	231.684	0'48.026	0'48.026	228.293	0'48.959	0'48.959	226.087	1'26.099	1'26.099	105.644	0'47.517	0'47.517	227.185
1 ^a - 2	2'00.786	1'13.193		2'03.749	1'15.723		2'03.861	1'14.902		3'44.383	2'18.284		2'20.437	1'32.920	
1 ^a - 3	2'40.953	0'40.167		2'44.160	0'40.411		2'45.191	0'41.330		5'01.662	1'17.279		3'00.864	0'40.427	
2 ^a - 1	0'45.453	0'45.453	226.087	0'46.437	0'46.437	225.001	0'46.424	0'46.424	223.924				0'45.466	0'45.466	229.412
2 ^a - 2	2'00.814	1'15.361		2'00.977	1'14.540		2'01.243	1'14.819					1'58.799	1'13.333	
2 ^a - 3	2'41.030	0'40.216		2'42.012	0'41.035		2'41.822	0'40.579					2'38.817	0'40.018	
3 ^a - 1	0'45.795	0'45.795	218.692	0'45.752	0'45.752	219.719	0'45.567	0'45.567	214.679				0'45.423	0'45.423	207.080
3 ^a - 2	2'05.214	1'19.419		2'05.350	1'19.598		2'04.895	1'19.328					2'02.405	1'16.982	
3 ^a - 3	2'46.900	0'41.686		2'47.394	0'42.044		2'46.687	0'41.792					2'43.207	0'40.802	
4 ^a - 1	0'46.502	0'46.502	195.816	0'46.639	0'46.639	207.080	0'46.902	0'46.902	208.929				0'46.638	0'46.638	198.306
4 ^a - 2	2'07.326	1'20.824		2'06.541	1'19.902		2'07.032	1'20.130					2'07.147	1'20.509	
4 ^a - 3	2'51.268	0'43.942		2'49.326	0'42.785		2'51.372	0'44.340					2'51.535	0'44.388	
5 ^a - 1	0'48.591	0'48.591	197.469				0'51.094	0'51.094	157.047				0'50.889	0'50.889	167.742
5 ^a - 2	2'17.602	1'29.011					2'19.523	1'28.429					2'21.458	1'30.569	
5 ^a - 3	3'06.498	0'48.896					3'08.386	0'48.863					3'09.695	0'48.237	
6 ^a - 1	1'29.119	1'29.119					1'26.331	1'26.331					2'50.349	2'50.349	177.947
6 ^a - 2	3'26.458	1'57.339					3'21.945	1'55.614					4'13.526	1'23.177	
6 ^a - 3	4'45.709	1'19.251					4'40.650	1'18.705					5'02.279	0'48.753	

Ideal Lap	
0'45.453	0'45.453
1'58.646	1'13.193
2'38.813	0'40.167

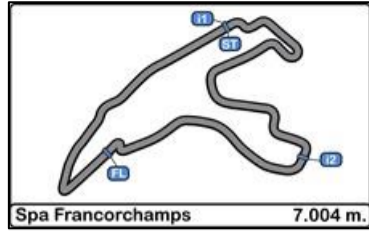
Ideal Lap	
0'45.752	0'45.752
2'00.292	1'14.540
2'40.703	0'40.411

Ideal Lap	
0'45.567	0'45.567
2'00.386	1'14.819
2'40.965	0'40.579

Ideal Lap	
1'26.099	1'26.099
3'44.383	2'18.284
5'01.662	1'17.279

Ideal Lap	
0'45.423	0'45.423
1'58.756	1'13.333
2'38.774	0'40.018

Ideal Best Lap	
0'45.141	0'45.141
1'57.604	1'12.463
2'37.622	0'40.018



Circuit de Spa
TCR BeNeLux
RACE 2

LAP ANALYSIS

22/05/2016

Number	9			10			11			18			20		
	Lap Time	Partial	Speed	Lap Time	Partial	Speed	Lap Time	Partial	Speed	Lap Time	Partial	Speed	Lap Time	Partial	Speed
1 ^a - 1	0'50.782	0'50.782	209.866	0'50.783	0'50.783	227.185	0'50.259	0'50.259	227.185	0'46.829	0'46.829	229.412	0'49.259	0'49.259	217.675
1 ^a - 2	2'04.743	1'13.961		2'04.203	1'13.420		2'04.434	1'14.175		1'59.292	1'12.463		2'02.200	1'12.941	
1 ^a - 3	2'45.946	0'41.203		2'45.517	0'41.314		2'45.595	0'41.161		2'39.919	0'40.627		2'42.444	0'40.244	
2 ^a - 1	0'45.858	0'45.858	211.765	0'45.222	0'45.222	215.669	0'45.359	0'45.359	221.801	0'45.856	0'45.856	227.185	0'45.878	0'45.878	223.924
2 ^a - 2	2'01.356	1'15.498		2'00.046	1'14.824		2'00.249	1'14.890		2'00.493	1'14.637		2'01.480	1'15.602	
2 ^a - 3	2'42.233	0'40.877		2'40.476	0'40.430		2'40.936	0'40.687		2'41.306	0'40.813		2'42.276	0'40.796	
3 ^a - 1	0'46.134	0'46.134	205.264	0'45.400	0'45.400	209.866	0'46.188	0'46.188	200.001	0'45.678	0'45.678	225.001	0'46.186	0'46.186	217.675
3 ^a - 2	2'06.642	1'20.508		2'04.171	1'18.771		2'05.511	1'19.323		2'05.473	1'19.795		2'06.472	1'20.286	
3 ^a - 3	2'48.355	0'41.713		2'45.699	0'41.528		2'47.349	0'41.838		2'47.382	0'41.909		2'48.476	0'42.004	
4 ^a - 1	0'46.243	0'46.243	183.530	0'47.279	0'47.279	208.929	0'46.765	0'46.765	198.306	0'46.012	0'46.012	191.804	0'47.451	0'47.451	194.191
4 ^a - 2	2'08.836	1'22.593		2'07.828	1'20.549		2'07.323	1'20.558		2'06.265	1'20.253		2'09.641	1'22.190	
4 ^a - 3	2'54.090	0'45.254		3'07.064	0'59.236		2'51.651	0'44.328		2'50.475	0'44.210		2'56.003	0'46.362	
5 ^a - 1	0'50.406	0'50.406	152.443	0'51.161	0'51.161	172.059	0'50.405	0'50.405	162.500	0'49.743	0'49.743	191.804	0'50.524	0'50.524	174.627
5 ^a - 2	2'24.781	1'34.375		2'23.147	1'31.986		2'18.359	1'27.954		2'19.881	1'30.138		2'20.760	1'30.236	
5 ^a - 3	3'12.923	0'48.142		3'14.644	0'51.497		3'07.220	0'48.861		3'09.069	0'49.188		3'10.754	0'49.994	
6 ^a - 1	1'22.691	1'22.691		1'13.703	1'13.703		1'25.794	1'25.794		1'28.896	1'28.896		1'21.843	1'21.843	
6 ^a - 2	3'14.804	1'52.113		3'05.876	1'52.173		3'21.826	1'56.032		3'25.620	1'56.724		3'16.632	1'54.789	
6 ^a - 3	4'35.561	1'20.757		4'26.612	1'20.736		4'40.459	1'18.633		4'44.925	1'19.305		4'37.229	1'20.597	

Ideal Lap	
0'45.858	0'45.858
1'59.819	1'13.961
2'40.696	0'40.877

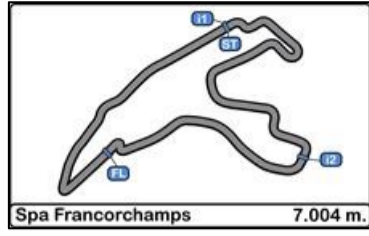
Ideal Lap	
0'45.222	0'45.222
1'58.642	1'13.420
2'39.072	0'40.430

Ideal Lap	
0'45.359	0'45.359
1'59.534	1'14.175
2'40.221	0'40.687

Ideal Lap	
0'45.678	0'45.678
1'58.141	1'12.463
2'38.768	0'40.627

Ideal Lap	
0'45.878	0'45.878
1'58.819	1'12.941
2'39.063	0'40.244

Ideal Best Lap	
0'45.141	0'45.141
1'57.604	1'12.463
2'37.622	0'40.018



Circuit de Spa
TCR BeNeLux
RACE 2

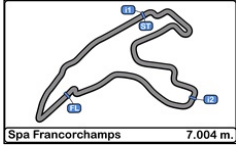
LAP ANALYSIS

22/05/2016

Number	21			52		
Lap	Lap Time	Partial	Speed	Lap Time	Partial	Speed
1 ^a - 1	0'50.993	0'50.993	207.080	0'51.173	0'51.173	209.866
1 ^a - 2	2'05.456	1'14.463		2'05.674	1'14.501	
1 ^a - 3	2'46.722	0'41.266		2'47.513	0'41.839	
2 ^a - 1	0'45.878	0'45.878	204.367	0'45.141	0'45.141	206.168
2 ^a - 2	2'01.596	1'15.718		2'00.337	1'15.196	
2 ^a - 3	2'42.570	0'40.974		2'41.290	0'40.953	
3 ^a - 1	0'47.876	0'47.876	213.699	0'45.234	0'45.234	213.699
3 ^a - 2	2'05.819	1'17.943		2'04.432	1'19.198	
3 ^a - 3	2'47.915	0'42.096		2'46.052	0'41.620	
4 ^a - 1	0'46.658	0'46.658	194.191	0'46.046	0'46.046	190.244
4 ^a - 2	2'07.373	1'20.715		2'08.873	1'22.827	
4 ^a - 3	2'52.507	0'45.134		2'53.275	0'44.402	
5 ^a - 1	0'50.443	0'50.443	163.637	0'50.350	0'50.350	163.067
5 ^a - 2	2'21.416	1'30.973		2'21.280	1'30.930	
5 ^a - 3	3'11.326	0'49.910		3'10.631	0'49.351	
6 ^a - 1	1'23.371	1'23.371		1'22.177	1'22.177	
6 ^a - 2	3'16.324	1'52.953		3'17.306	1'55.129	
6 ^a - 3	4'37.146	1'20.822		4'36.417	1'19.111	

Ideal Lap	
0'45.878	0'45.878
2'00.341	1'14.463
2'41.315	0'40.974

Ideal Lap	
0'45.141	0'45.141
1'59.642	1'14.501
2'40.595	0'40.953



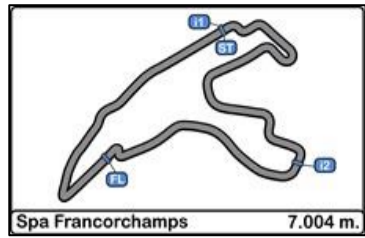
Circuit de Spa TCR BeNeLux RACE 2

Best Sectors Results

22/05/2016

Sector - 1			Sector - 2			Sector - 3			Ideal Lap vs Best Lap			
Ord.	N° Driver	Time	N° Driver	Time	N° Driver	Time	Ord.	N° Driver	Ideal Lap	Best Lap	Ord.	
1	52 POTTY Maxime	45.141	18 MONTEIRO Tiago	1'12.463	7 DEJONGHE Sam	40.018	1	18 MONTEIRO Tiago	2'38.768	2'39.919	2	
2	10 RADERMECKER Vincent	45.222	20 BALTHAZAR Kevin	1'12.941	2 MONDRON Guillaume	40.167	2	7 DEJONGHE Sam	2'38.774	2'38.817	1	
3	11 CORONEL Tom	45.359	2 MONDRON Guillaume	1'13.193	20 BALTHAZAR Kevin	40.244	3	2 MONDRON Guillaume	2'38.813	2'40.953	5	
4	7 DEJONGHE Sam	45.423	7 DEJONGHE Sam	1'13.333	3 VAN DALEN Didier	40.411	4	20 BALTHAZAR Kevin	2'39.063	2'42.276	10	
5	2 MONDRON Guillaume	45.453	10 RADERMECKER Vincent	1'13.420	10 RADERMECKER Vincent	40.430	5	10 RADERMECKER Vincent	2'39.072	2'40.476	3	
6	4 DE LEVAL Romain	45.567	9 CENCETTI Loris	1'13.961	4 DE LEVAL Romain	40.579	6	11 CORONEL Tom	2'40.221	2'40.936	4	
7	18 MONTEIRO Tiago	45.678	11 CORONEL Tom	1'14.175	18 MONTEIRO Tiago	40.627	7	52 POTTY Maxime	2'40.595	2'41.290	6	
8	3 VAN DALEN Didier	45.752	21 DERMONT David	1'14.463	11 CORONEL Tom	40.687	8	9 CENCETTI Loris	2'40.696	2'42.233	9	
9	9 CENCETTI Loris	45.858	52 POTTY Maxime	1'14.501	9 CENCETTI Loris	40.877	9	3 VAN DALEN Didier	2'40.703	2'42.012	8	
10	20 BALTHAZAR Kevin	45.878	3 VAN DALEN Didier	1'14.540	52 POTTY Maxime	40.953	10	4 DE LEVAL Romain	2'40.965	2'41.822	7	
11	21 DERMONT David	45.878	4 DE LEVAL Romain	1'14.819	21 DERMONT David	40.974	11	21 DERMONT David	2'41.315	2'42.570	11	
12	5 LESSENNES Benjamin	1'26.099	5 LESSENNES Benjamin	2'18.284	5 LESSENNES Benjamin	1'17.279	12	5 LESSENNES Benjamin	Transponder	5'01.662	12	





Circuit de Spa

TCR BeNeLux

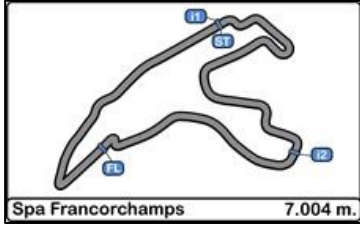
RACE 2

BEST TOP SPEEDS

22/05/2016

Ord.	N°	Entrant	Driver	Driver 2	Team	Car	Group	Class	Top 1		Top 2		Top 3		Top 4		Top 5		Avg.
									Km/h	Lap	Km/h	Lap	Km/h	Lap	Km/h	Lap	Km/h	Lap	
1	2	Delahaye Racing Team	MONDRON Guillaume		Delahaye Racing	SEAT Leon TCR	TCR		231.683	1	226.087	2	218.692	3	197.468	5	195.816	4	213.949
2	7	Team WRT	DEJONGHE Sam		RACB Natonal Team	SEAT Leon TCR	TCR		229.412	2	227.184	1	207.080	3	198.305	4	177.947	6	207.986
3	18	Boutsen Ginion Racing	MONTEIRO Tiago		Boutsen Ginion Racing	Honda Civic TCR	TCR		229.412	1	227.184	2	225.000	3	191.803	5	191.803	4	213.041
4	3	Delahaye Racing Team	VAN DALEN Didier		Delahaye Racing	VW Golf TCR	TCR		228.293	1	225.000	2	219.718	3	207.080	4			220.023
5	10	Ferry Monster Autosport	RADERMECKER Vincent		Ferry Monster Autosport	SEAT Leon TCR	TCR		227.184	1	215.668	2	209.865	3	208.929	4	172.059	5	206.741
6	11	Bas Koeten Racing	CORONEL Tom		Bas Koeten Racing	SEAT Leon TCR	TCR		227.184	1	221.801	2	200.000	3	198.305	4	162.500	5	201.958
7	4	Delahaye Racing Team	DE LEVAL Romain		Delahaye Racing	VW Golf TCR	TCR		226.087	1	223.923	2	214.679	3	208.929	4	157.047	5	206.133
8	20	Belgian VW Club	BALTHAZAR Kevin		Milo Racing	VW Golf TCR	TCR		223.923	2	217.674	3	217.674	1	194.191	4	174.627	5	205.618
9	21	Belgian VW Club	DERMONT David		Milo Racing	VW Golf TCR	TCR		213.699	3	207.080	1	204.367	2	194.191	4	163.636	5	196.594
10	52	Team WRT	POTTY Maxime		WRT	VW Golf TCR	TCR		213.699	3	209.865	1	206.167	2	190.244	4	163.066	5	196.608
11	9	Bas Koeten Racing	CENCETTI Loris		Bas Koeten Racing	SEAT Leon TCR	TCR		211.765	2	209.865	1	205.263	3	183.529	4	152.443	5	192.573
12	5	Boutsen Ginion Racing	LESSENNES Benjamin		Boutsen Ginion Racing	Honda Civic TCR	TCR		105.643	1									105.643





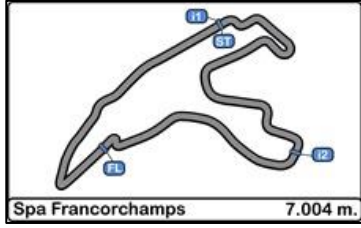
Circuit de Spa
TCR BeNeLux
RACE 2

FASTEST LAP SEQUENCE

22/05/2016

Time of Day	Session Time	Nº	Entrant	Driver	Driver 2	Team	Car	Group	Time	Km/h	Lap
11:45'09.945	2'08.823	18	Boutsen Ginion Racing	MONTEIRO Tiago		Boutsen Ginion Racing	Honda Civic TCR	TCR	2'39.919	157.670	1
11:48'09.413	5'08.585	7	Team WRT	DEJONGHE Sam		RACB Natonal Team	SEAT Leon TCR	TCR	2'38.817	158.764	2





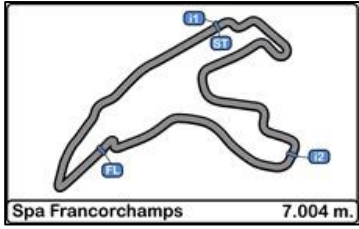
Circuit de Spa TCR BeNeLux RACE 2

EVENT MAXIMUM SPEED

22/05/2016

Ord.	N°	Entrant	Driver	Driver 2	Team	Car	Group	Class	Km/h	Lap	Session
1	10	Ferry Monster Autosport	RADERMECKER Vincent		Ferry Monster Autosport	SEAT Leon TCR	TCR		240.001	7	Qualifying Race
2	5	Boutsen Ginion Racing	LESSENNES Benjamin		Boutsen Ginion Racing	Honda Civic TCR	TCR		237.564	7	Qualifying Race
3	18	Boutsen Ginion Racing	MONTEIRO Tiago		Boutsen Ginion Racing	Honda Civic TCR	TCR		237.564	6	Qualifying Race
4	52	Team WRT	POTTY Maxime		WRT	VW Golf TCR	TCR		237.564	8	Qualifying Race
5	2	Delahaye Racing Team	MONDRON Guillaume		Delahaye Racing	SEAT Leon TCR	TCR		236.364	3	Qualifying Race
6	3	Delahaye Racing Team	VAN DALEN Didier		Delahaye Racing	VW Golf TCR	TCR		236.364	10	Qualifying Race
7	7	Team WRT	DEJONGHE Sam		RACB Natonal Team	SEAT Leon TCR	TCR		236.364	5	RACE 1
8	4	Delahaye Racing Team	DE LEVAL Romain		Delahaye Racing	VW Golf TCR	TCR		235.176	9	Qualifying Race
9	23	Ecurie Le Perron	CAPRASSE Frédéric		DG Sport Compétition	Opel Astra TCR	TCR		234.001	2	RACE 1
10	20	Belgian VW Club	BALTHAZAR Kevin		Milo Racing	VW Golf TCR	TCR		234.000	4	RACE 1
11	9	Bas Koeten Racing	CENCETTI Loris		Bas Koeten Racing	SEAT Leon TCR	TCR		231.684	5	RACE 1
12	11	Bas Koeten Racing	CORONEL Tom		Bas Koeten Racing	SEAT Leon TCR	TCR		231.684	6	RACE 1
13	21	Belgian VW Club	DERMONT David		Milo Racing	VW Golf TCR	TCR		231.684	2	Qualifying Race

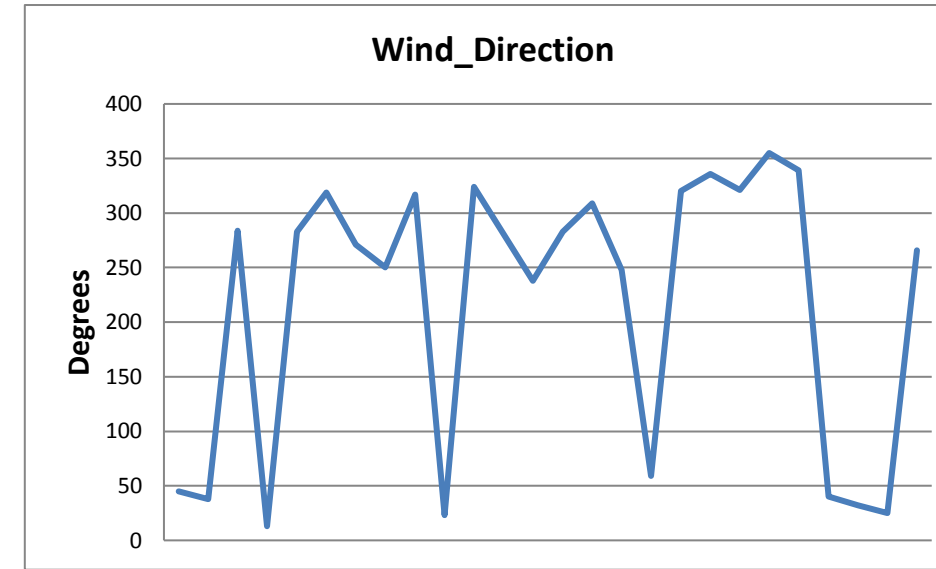
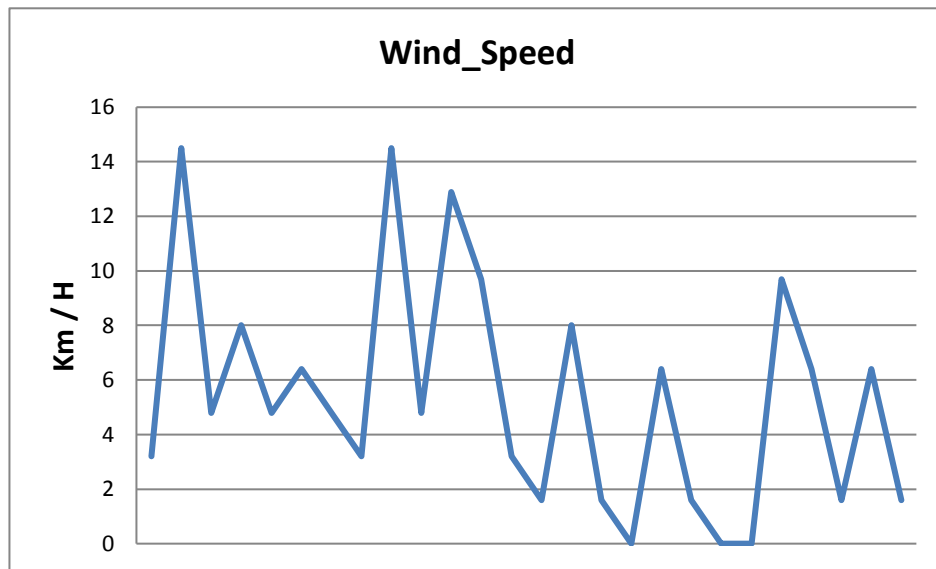
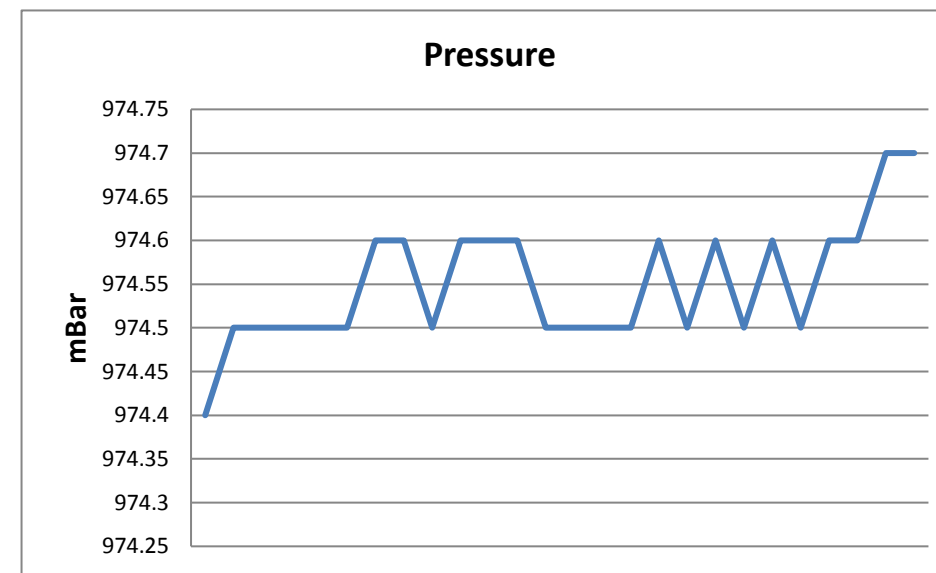
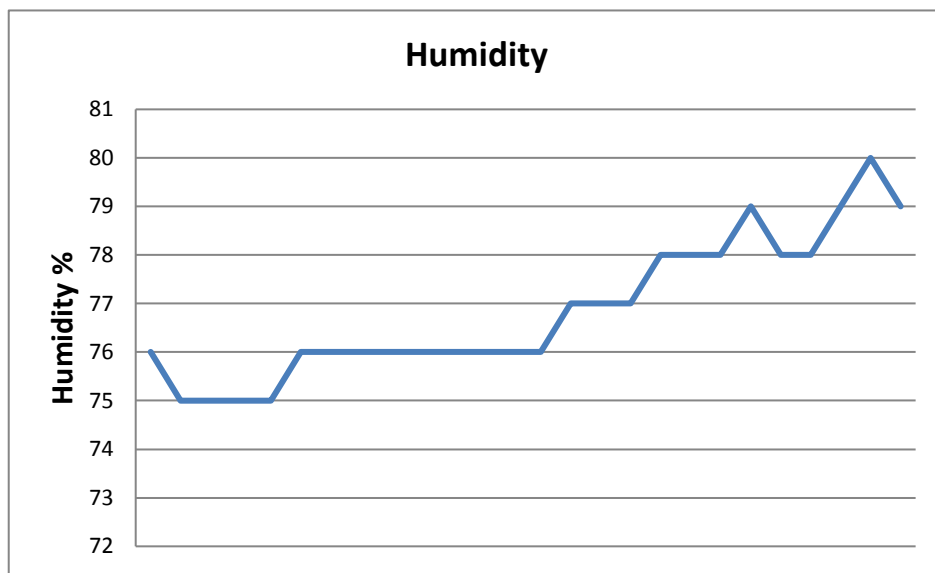
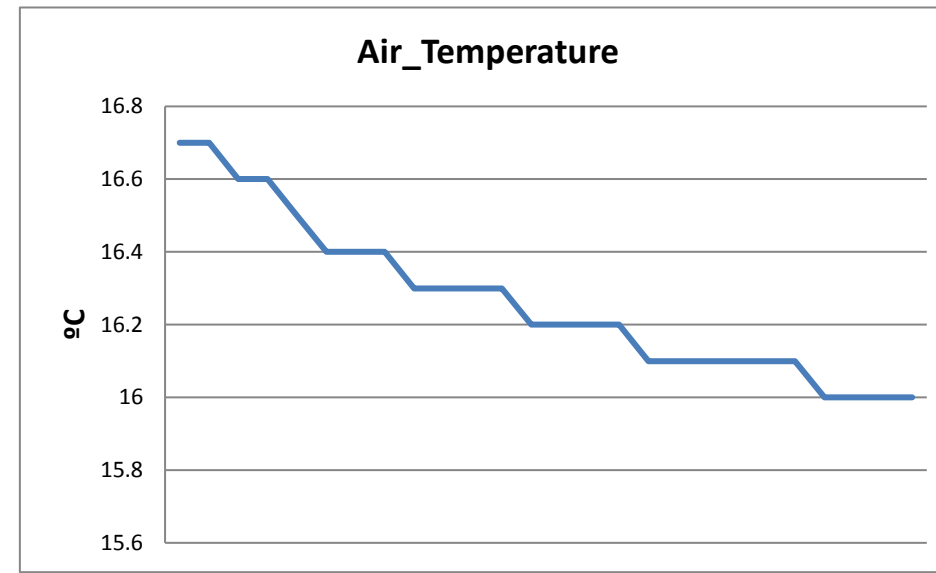
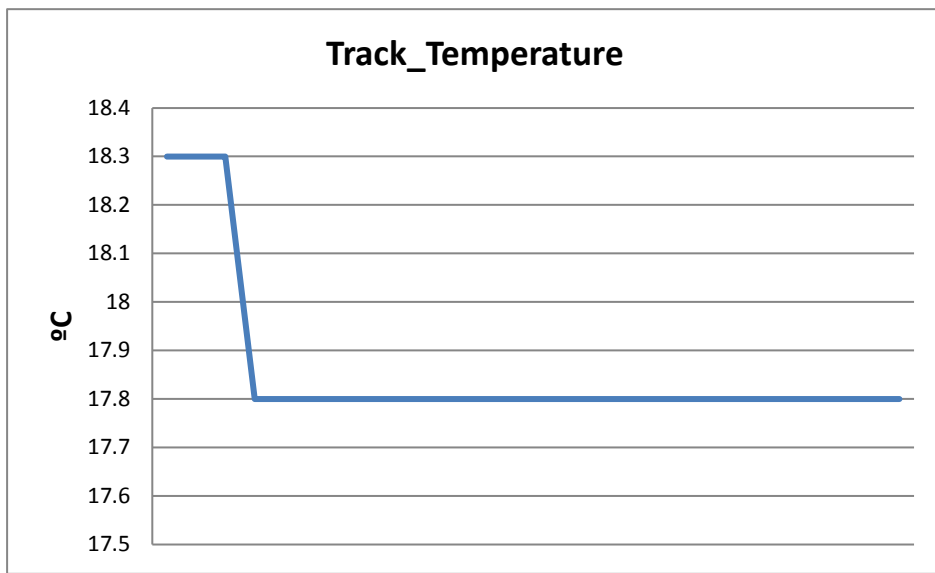


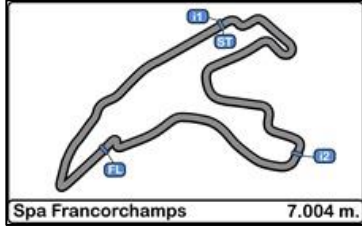


Circuit de Spa TCR BeNeLux RACE 2

WEATHER REPORT

Track Status **DRY**

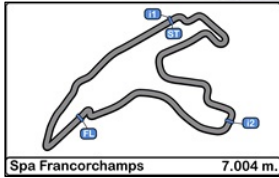




Circuit de Spa TCR BeNeLux RACE 2

LAP CHART

Orden	Start	GAP / LT	1ª	GAP / LT	2ª	GAP / LT	3ª	GAP / LT	4ª	GAP / LT	5ª	GAP / LT	6ª	GAP / LT
1º	11	2'36.284	18	2'39.919	18	2'41.306	18	2'47.382	18	2'50.475	2	3'06.498	2	4'45.709
2º	10	0"003 2'36.287	2	1.034 2'40.953	2	0.758 2'41.03	2	0.276 2'46.9	2	1.069 2'51.268	18	1.502 3'09.069	18	0.718 4'44.925
3º	2	0"755 2'37.039	20	2.525 2'42.444	20	3.495 2'42.276	10	3.085 2'45.699	3	3.810 2'49.326	11	6.102 3'07.22	11	0.852 4'40.459
4º	18	1"098 2'37.382	3	4.241 2'44.16	10	4.768 2'40.476	20	4.589 2'48.476	4	5.990 2'51.372	4	6.809 3'08.386	4	1.750 4'40.65
5º	20	1"214 2'37.498	4	5.272 2'45.191	3	4.947 2'42.012	3	4.959 2'47.394	11	6.449 2'51.651	52	12.112 3'10.631	52	2.820 4'36.417
6º	4	1"562 2'37.846	10	5.598 2'45.517	11	5.306 2'40.936	4	5.093 2'46.687	52	9.048 2'53.275	20	13.304 3'10.754	20	4.824 4'37.229
7º	7	1"725 2'38.009	11	5.676 2'45.595	4	5.788 2'41.822	11	5.273 2'47.349	20	10.117 2'56.003	21	14.391 3'11.326	21	5.828 4'37.146
8º	23	2"525 2'38.809	9	6.027 2'45.946	9	6.954 2'42.233	52	6.248 2'46.052	21	10.632 2'52.507	9	16.898 3'12.923	9	6.750 4'35.561
9º	9	3"084 2'39.368	21	6.803 2'46.722	52	7.578 2'41.29	9	7.927 2'48.355	9	11.542 2'54.09	7	17.469 3'09.695	10	7.654 4'26.612
10º	21	3"090 2'39.374	52	7.594 2'47.513	21	8.067 2'42.57	21	8.600 2'47.915	7	15.341 2'51.535	10	26.751 3'14.644	7	34.039 5'02.279
11º	5	3"866 2'40.150	7	20.945 3'00.864	7	18.456 2'38.817	7	14.281 2'43.207	10	19.674 3'07.064				
12º	3	4"216 2'40.500	5	2'21.743 5'01.662										
13º	52	4"630 2'40.914												



Circuit de Spa TCR BeNeLux RACE 2

GRAPHIC LAP CHART

