DTM Zandvoort

free practice

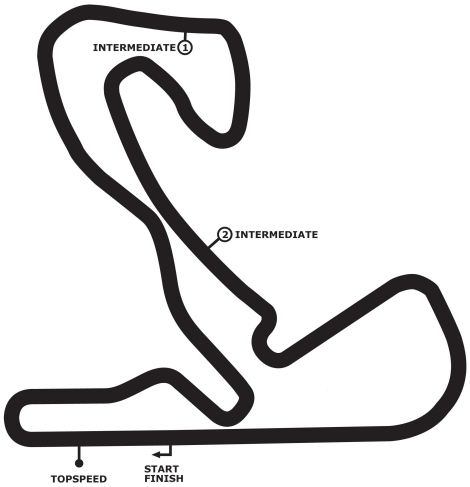

Zandvoort 4307 m

15. - 17.07.2016

DTM Zandvoort

Zandvoort, length 4307 m

15. - 17.07.2016

TCR Benelux

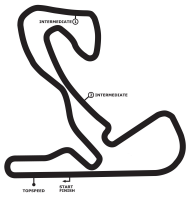

Result free practice, 15.07.2016

-Reg.No.: 0301,16,168

POS.	No.	CL.	Entrant Driver, Place	Team Make	Laps	Besttime	Gap	km/h fastest
1	23		Ecurie Le Perron **Pierre Yves Corthals / BEL** **Frédéric Caprasse / BEL**	DG Sport Compétition Opel Astra TCR	18	**1:49.463**		141.648
2	52		Team WRT **Ronnie Latinne / BEL** **Maxime Potty / BEL**	WRT VW Golf TCR	21	**1:49.856**	00.393	141.141
3	10		Ferry Monster Autosport **Loris Hezemans / NLD** **Olivier Hart / NLD**	Ferry Monster Autosport SEAT Leon TCR	21	**1:49.979**	00.516	140.983
4	20		Belgian VW Club **Kevin Balthazar / BEL** **Vincent Radermecker / BEL**	Milo Racing VW Golf TCR	21	**1:49.982**	00.519	140.979
5	7		Team WRT **Sam Dejonghe / BEL** **Denis Dupont / BEL**	RACB National Team SEAT Leon TCR	21	**1:50.209**	00.746	140.689
6	13		Boutsen Ginion Racing **Jean-Louis Dauger / FRA** **Tiago Monteiro / PRT**	Boutsen Ginion Racing Honda Civic TCR	20	**1:50.609**	01.146	140.180
7	21		Belgian VW Club **David Dermont / BEL** **Steve Vanbellingen / BEL**	Milo Racing VW Golf TCR	21	**1:50.635**	01.172	140.147
8	3		Belgian VW Club **Didier van Dalen / BEL** **Amaury Richard / FRA**	Delahaye Racing VW Golf TCR	22	**1:50.843**	01.380	139.884
9	2		Edouard Mondron **Edouard Mondron / BEL** **Guillaume Mondron / BEL**	Delahaye Racing SEAT Leon TCR	21	**1:50.898**	01.435	139.815
10	4		Belgian VW Club **Alexis van de Poele / BEL** **Romain de Leval / BEL**	Delahaye Racing VW Golf TCR	22	**1:50.947**	01.484	139.753
11	5		Boutsen Ginion Racing **Renaud Kuppens / BEL** **Benjamin Lessennes / BEL**	Boutsen Ginion Racing Honda Civic TCR	12	**1:50.999**	01.536	139.688
12	34		Bas Schouten **Bas Schouten / NLD** **Michael Verhagen / NLD**	Bas Koeten Racing SEAT Leon TCR	21	**1:51.255**	01.792	139.366
13	22		Bas Koeten Racing **Jeffrey van Hooydonk / BEL** **Ghislain Cordeel / BEL**	Bas Koeten Racing SEAT Leon TCR	21	**1:51.501**	02.038	139.059
14	6		Royal Ecurie Azur **Mathieu Detry / BEL** **Lorenzo Donniacuo / BEL**	Ferry Monster Autosport SEAT Leon TCR	19	**1:51.942**	02.479	138.511
15	18		Boutsen Ginion Racing **Stéphane Lemeret / BEL** **Norbert Michelisz / HUN**	Boutsen Ginion Racing Honda Civic TCR	14	**1:52.168**	02.705	138.232

Subject to final scrutineering !

DTM Zandvoort

Zandvoort, length 4307 m

15. - 17.07.2016

TCR Benelux

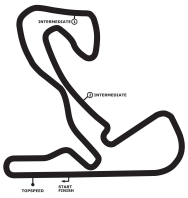

Lap by Lap free practice, 15.07.2016

-Reg.No.: 0301,16,168

2	Edouard Mondron , SEAT Leon TCR / BEL														
pit	2:47.471	2	2:45.827	3	1:54.703	4	1:52.055	5	1:51.781	6	**1:50.898**	7	1:51.511	pit	2:08.891
9	3:37.198	10	1:56.265	11	1:52.797	12	1:52.348	13	1:51.995	pit	2:04.219	15	3:43.741	16	1:52.218
17	1:52.661	18	1:53.747	19	1:52.342	20	1:52.281	pit	2:05.546						

3	Didier van Dalen , VW Golf TCR / BEL														
1	2:36.012	2	1:58.227	3	1:55.214	4	1:52.413	5	**1:50.843**	6	1:52.600	7	1:50.947	pit	2:10.358
9	4:42.977	10	1:52.860	11	1:52.749	12	1:52.610	13	1:52.890	14	1:53.544	15	1:51.459	16	1:52.450
pit	2:07.209	18	3:32.246	19	1:51.386	20	2:09.233	21	1:52.450	pit	2:31.130				

4	Alexis van de Poele , VW Golf TCR / BEL														
1	2:38.282	2	1:59.683	3	1:55.232	4	1:52.581	5	1:51.883	6	1:52.384	pit	2:01.881	8	4:24.507
9	1:53.292	10	1:51.295	11	1:55.176	12	1:55.078	13	1:52.947	14	2:00.964	15	1:51.860	16	1:51.613
17	1:51.245	18	**1:50.947**	pit	2:07.329	20	3:20.569	21	1:52.715	pit	2:05.946				

5	Renaud Kuppens , Honda Civic TCR / BEL														
pit	2:33.891	2	4:55.791	3	1:54.669	4	1:52.237	5	1:53.489	6	**1:50.999**	7	1:51.604	8	1:51.459
pit	2:01.709	pit	4:30.081	11	7:02.036	12	1:51.443								

6	Mathieu Detry , SEAT Leon TCR / BEL														
1	2:22.579	2	2:07.160	3	1:59.645	4	1:56.295	pit	2:05.848	6	2:52.173	7	1:53.096	8	1:53.028
9	1:52.275	pit	2:04.881	11	8:11.962	12	1:56.646	13	1:53.140	14	**1:51.942**	15	1:52.411	pit	2:04.904
17	3:50.936	18	1:53.941	19	1:52.839										

7	Sam Dejonghe , SEAT Leon TCR / BEL														
1	2:28.534	2	1:59.383	3	1:53.459	4	1:51.454	5	1:51.983	pit	2:00.414	7	3:58.383	8	1:52.883
9	1:52.374	10	1:52.184	pit	2:01.383	pit	2:23.881	13	4:25.160	14	2:04.451	15	1:50.812	16	1:57.982
17	1:54.166	18	1:56.601	19	**1:50.209**	20	2:07.691	pit	2:08.669						

10	Loris Hezemans , SEAT Leon TCR / NLD														
1	2:22.004	2	2:05.023	3	1:52.259	4	1:51.132	pit	2:02.613	6	4:37.250	7	1:52.077	8	1:52.304
9	1:52.188	10	1:51.884	11	1:56.339	12	1:51.581	13	1:51.818	14	1:51.777	pit	2:04.662	16	5:04.902
17	1:57.982	18	1:50.493	19	**1:49.979**	20	1:52.455	pit	2:03.684						

13	Jean-Louis Dauger , Honda Civic TCR / FRA														
1	2:30.935	2	2:05.334	3	1:59.140	4	1:56.424	5	1:55.952	6	1:54.797	7	1:54.900	8	1:56.539
pit	2:04.459	10	4:10.408	11	1:53.655	pit	2:07.149	13	3:32.712	pit	2:06.201	15	4:04.759	16	1:56.089
17	2:01.377	18	2:03.525	19	1:51.344	20	**1:50.609**								

18	Stéphane Lemeret , Honda Civic TCR / BEL														
1	2:25.182	pit	2:13.298	3	17:27.758	4	1:53.858	5	1:52.474	6	**1:52.168**	pit	2:02.138	8	4:36.657
9	1:53.591	10	1:53.107	11	1:57.088	12	1:53.085	13	2:01.009	14	1:54.014				

20	Kevin Balthazar , VW Golf TCR / BEL														
1	2:38.866	2	2:09.616	3	1:58.622	4	1:54.691	5	1:52.821	6	1:51.875	7	1:51.599	pit	2:07.125
9	4:14.729	10	1:53.141	11	1:52.616	12	1:52.859	13	1:52.974	14	1:54.291	pit	2:03.433	16	4:17.145
17	1:53.436	18	1:56.954	19	**1:49.982**	20	1:56.460	pit	2:12.701						

21	David Dermont , VW Golf TCR / BEL														
1	2:33.537	pit	2:17.365	3	2:51.748	4	1:56.008	5	1:54.548	6	1:53.779	7	1:53.913	8	1:54.211

DTM Zandvoort

Zandvoort, length 4307 m

15. - 17.07.2016

TCR Benelux

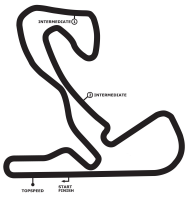

Lap by Lap free practice, 15.07.2016

-Reg.No.: 0301,16,168

9	1:53.235	10	1:53.271	pit	2:07.265	12	4:47.864	13	1:55.047	14	1:51.239	15	**1:50.635**	16	1:51.536
17	1:54.100	18	1:52.309	19	1:51.681	20	1:51.711	pit	2:05.696						

22 Jeffrey van Hooydonk , SEAT Leon TCR / BEL

pit	3:03.590	2	4:05.348	3	1:57.644	4	1:57.288	5	1:55.704	6	1:54.666	7	1:55.111	8	1:57.884
9	1:55.350	pit	2:07.725	11	3:57.202	12	1:55.615	13	1:53.653	14	1:52.891	15	**1:51.501**	16	1:52.585
17	2:01.781	18	1:52.447	19	1:56.352	20	2:05.378	21	1:51.937						

23 Pierre Yves Corthals , Opel Astra TCR / BEL

pit	2:32.737	2	6:30.964	3	2:10.349	4	1:58.618	5	1:53.829	6	1:52.505	pit	2:05.156	8	4:57.965
9	1:55.398	10	1:51.898	11	1:51.695	12	1:56.964	13	1:49.979	14	**1:49.463**	pit	1:59.254	16	4:07.944
17	1:49.758	pit	2:20.396												

34 Bas Schouten , SEAT Leon TCR / NLD

pit	2:59.619	2	3:49.090	3	1:56.621	4	1:55.148	5	1:54.198	6	1:55.378	7	1:54.690	8	1:54.273
9	1:56.937	10	1:54.726	11	1:53.750	pit	2:04.525	13	3:50.356	14	1:57.358	15	1:52.561	16	1:54.234
17	1:51.379	18	1:56.330	19	**1:51.255**	20	1:53.656	pit	2:13.192						

52 Ronnie Latinne , VW Golf TCR / BEL

1	2:36.222	2	2:17.113	pit	2:30.434	4	3:28.088	5	1:54.393	6	1:53.101	7	1:51.327	8	1:51.150
pit	2:00.888	10	3:23.679	11	1:56.267	12	1:52.770	pit	2:02.503	14	3:53.827	15	1:50.846	16	1:49.857
17	**1:49.856**	18	1:54.445	19	1:50.547	20	1:53.280	21	1:58.263						

DTM Zandvoort

Zandvoort, length 4307 m

15. - 17.07.2016

TCR Benelux

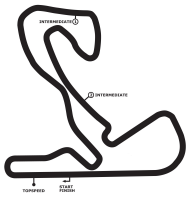

Lap Analysis free practice, 15.07.2016

-Reg.No.: 0301,16,168

2 Edouard Mondron , SEAT Leon TCR / BEL — theoretical besttime: 1:50.803

Lap	Time	S1	V1	S2	V2	S3	V3	Vmax	Lap	Time	S1	V1	S2	V2	S3	V3	Vmax
1	2:47.471		131	35.624	122				12	1:52.348	49.477	173	29.818	185	33.053	223	211
2	2:45.827	1:40.139	162	31.227	174	34.461	219		13	1:51.995	49.573	174	29.424	183	32.998	***225***	217
3	1:54.703	50.996	171	30.070	181	33.637	222	188	14	2:04.219	49.284	175	30.479	142			212
4	1:52.055	49.469	174	29.540	182	33.046	222	214	15	3:43.741	2:40.351	172	30.048	180	33.342	222	
5	1:51.781	49.411	***176***	***29.136***	180	33.234	223	215	16	1:52.218	49.324	174	29.611	183	33.283	222	217
6	***1:50.898***	***48.881***	176	29.231	182	***32.786***	224	220	17	1:52.661	49.433	174	29.928	155	33.300	223	217
7	1:51.511	49.107	175	29.243	***185***	33.161	223	218	18	1:53.747	49.581	175	29.773	153	34.393	222	220
8	2:08.891	49.551	152	34.627	98			***223***	19	1:52.342	49.651	173	29.771	182	32.920	224	219
9	3:37.198	2:32.236	157	30.663	175	34.299	223		20	1:52.281	49.487	174	29.503	185	33.291	222	223
10	1:56.265	50.489	157	32.356	146	33.420	221	194	21	2:05.546	50.110	173	29.860	183			223
11	1:52.797	49.896	173	29.451	183	33.450	222	204									

3 Didier van Dalen , VW Golf TCR / BEL — theoretical besttime: 1:50.686

Lap	Time	S1	V1	S2	V2	S3	V3	Vmax	Lap	Time	S1	V1	S2	V2	S3	V3	Vmax
1	2:36.012		133	37.168	157	37.855	218		12	1:52.610	49.956	173	29.235	190	33.419	227	226
2	1:58.227	52.630	155	31.075	179	34.522	226	200	13	1:52.890	50.260	176	29.337	190	33.293	***228***	228
3	1:55.214	50.342	156	29.955	151	34.917	225	220	14	1:53.544	50.164	171	29.586	189	33.794	225	226
4	1:52.413	49.486	175	29.322	170	33.605	226	220	15	1:51.459	49.246	175	29.309	190	32.904	225	226
5	***1:50.843***	***49.108***	176	***28.947***	181	32.788	227	223	16	1:52.450	49.108	***178***	29.293	189	34.049	209	224
6	1:52.600	50.502	174	29.331	188	32.767	225	228	17	2:07.209	51.224	166	32.350	186			215
7	1:50.947	49.145	172	29.171	190	***32.631***	225	228	18	3:32.246	2:27.400	172	31.218	140	33.628	225	
8	2:10.358	57.947	133	30.665	185			227	19	1:51.386	49.173	175	29.280	189	32.933	228	226
9	4:42.977	3:36.949	159	31.323	189	34.705	223		20	2:09.233	1:05.953	173	29.919	183	33.361	224	***229***
10	1:52.860	50.234	170	29.243	***191***	33.383	225	227	21	1:52.450	49.831	177	29.601	188	33.018	225	216
11	1:52.749	49.785	171	29.192	190	33.772	225	227	22	2:31.130	59.312	134	34.384	151			182

4 Alexis van de Poele , VW Golf TCR / BEL — theoretical besttime: 1:50.661

Lap	Time	S1	V1	S2	V2	S3	V3	Vmax	Lap	Time	S1	V1	S2	V2	S3	V3	Vmax
1	2:38.282		137	34.039	155	38.283	213		12	1:55.078	50.755	172	29.804	179	34.519	225	204
2	1:59.683	54.328	163	31.018	185	34.337	222	188	13	1:52.947	50.268	151	29.566	188	33.113	225	223
3	1:55.232	51.243	168	30.607	***188***	33.382	***226***	213	14	2:00.964	55.717	164	30.486	172	34.761	226	221
4	1:52.581	49.541	175	29.295	184	33.745	226	221	15	1:51.860	49.368	172	29.377	188	33.115	226	225
5	1:51.883	49.734	172	29.244	188	***32.905***	225	***230***	16	1:51.613	49.339	176	29.239	186	33.035	226	208
6	1:52.384	49.798	172	29.563	185	33.023	225	226	17	1:51.245	49.021	178	29.221	184	33.003	225	224
7	2:01.881	50.057	172	29.448	188			214	18	***1:50.947***	***48.547***	178	29.312	186	33.088	226	228
8	4:24.507	3:19.293	149	31.308	173	33.906	225		19	2:07.329	49.518	174	29.798	188			226
9	1:53.292	50.461	164	29.430	188	33.401	224	216	20	3:20.569	2:16.649	175	30.128	187	33.792	225	
10	1:51.295	49.062	***178***	***29.209***	184	33.024	226	224	21	1:52.715	49.911	173	29.486	188	33.318	223	225
11	1:55.176	49.019	177	30.428	179	35.729	221	224	22	2:05.946	51.046	165	30.516	188			223

5 Renaud Kuppens , Honda Civic TCR / BEL — theoretical besttime: 1:50.686

Lap	Time	S1	V1	S2	V2	S3	V3	Vmax	Lap	Time	S1	V1	S2	V2	S3	V3	Vmax
1	2:33.891		133	34.128	134				7	1:51.604	49.055	172	29.166	177	33.383	***225***	***226***
2	4:55.791	3:45.592	163	31.317	134	38.882	219		8	1:51.459	49.031	169	29.308	188	33.120	224	226
3	1:54.669	50.778	170	29.744	187	34.147	222	218	9	2:01.709	50.260	168	29.630	188			222
4	1:52.237	49.527	174	29.296	188	33.414	223	224	10	4:30.081	3:14.497	160	31.202	171			
5	1:53.489	50.643	167	29.492	***189***	33.354	222	224	11	7:02.036	5:58.372	169	30.089	185	33.575	222	
6	***1:50.999***	***48.707***	176	***28.888***	189	33.404	224	225	12	1:51.443	49.356	***177***	28.996	184	***33.091***	220	217

6 Mathieu Detry , SEAT Leon TCR / BEL — theoretical besttime: 1:51.942

Lap	Time	S1	V1	S2	V2	S3	V3	Vmax	Lap	Time	S1	V1	S2	V2	S3	V3	Vmax
1	2:22.579		129	34.443	133	38.276	202		11	8:11.962	7:03.062	153	32.302	171	36.598	211	
2	2:07.160	56.101	144	34.986	135	36.073	216	165	12	1:56.646	52.444	165	30.295	179	33.907	216	199
3	1:59.645	53.095	157	31.209	144	35.341	216	181	13	1:53.140	50.299	169	29.375	182	33.466	217	210
4	1:56.295	51.467	164	30.524	162	34.304	219	186	14	***1:51.942***	***49.297***	172	***29.359***	182	***33.286***	218	***221***
5	2:05.848	50.512	164	29.669	173			188	15	1:52.411	49.430	173	29.527	181	33.454	218	221
6	2:52.173	1:48.651	168	29.746	157	33.776	219		16	2:04.904	49.511	172	29.602	163			220
7	1:53.096	49.870	***174***	29.582	170	33.644	218	208	17	3:50.936	2:46.945	159	30.600	182	33.391	220	
8	1:53.028	49.557	171	29.972	177	33.499	***220***	207	18	1:53.941	50.624	171	29.728	***183***	33.589	220	219
9	1:52.275	49.496	174	29.433	180	33.346	219	214	19	1:52.839	49.806	171	29.601	182	33.432	219	221
10	2:04.881	49.777	172	29.479	176			218									

DTM Zandvoort

Zandvoort, length 4307 m

15. - 17.07.2016

TCR Benelux

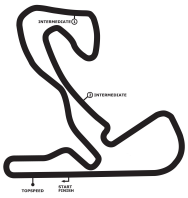

Lap Analysis free practice, 15.07.2016

-Reg.No.: 0301,16,168

7 Sam Dejonghe , SEAT Leon TCR / BEL — theoretical besttime: 1:50.209

Lap	Time	S1	V1	S2	V2	S3	V3	Vmax	Lap	Time	S1	V1	S2	V2	S3	V3	Vmax
1	2:28.534		129	34.556	140	37.779	215		12	2:23.881	1:11.039	169	29.861	176			
2	1:59.383	53.173	167	31.126	160	35.084	222	188	13	4:25.160	3:18.259	154	31.567	157	35.334	214	
3	1:53.459	50.150	174	29.644	181	33.665	224	214	14	2:04.451	54.268	140	35.168	133	35.015	221	207
4	1:51.454	49.288	174	29.209	***186***	32.957	222	221	15	1:50.812	49.031	***176***	29.015	186	32.766	223	220
5	1:51.983	49.567	174	29.337	186	33.079	222	217	16	1:57.982	51.378	135	32.168	144	34.436	222	224
6	2:00.414	49.699	173	29.459	183			219	17	1:54.166	48.831	174	29.275	149	36.060	221	223
7	3:58.383	2:54.669	163	30.156	183	33.558	221		18	1:56.601	48.756	176	30.839	113	37.006	223	224
8	1:52.883	50.029	173	29.574	183	33.280	222	215	19	***1:50.209***	***48.587***	176	***28.950***	185	***32.672***	***226***	226
9	1:52.374	49.791	174	29.341	184	33.242	221	219	20	2:07.691	55.688	120	36.027	149	35.976	223	***227***
10	1:52.184	49.505	174	29.285	185	33.394	220	221	21	2:08.669	49.026	176	29.445	184			226
11	2:01.383	50.023	172	29.413	185			217									

10 Loris Hezemans , SEAT Leon TCR / NLD — theoretical besttime: 1:49.838

Lap	Time	S1	V1	S2	V2	S3	V3	Vmax	Lap	Time	S1	V1	S2	V2	S3	V3	Vmax
1	2:22.004		130	34.199	153	39.504	204		12	1:51.581	48.936	175	29.234	***191***	33.411	228	212
2	2:05.023	58.007	157	31.949	161	35.067	222	177	13	1:51.818	48.972	175	29.624	184	33.222	230	213
3	1:52.259	49.938	173	29.612	176	32.709	***231***	206	14	1:51.777	49.412	172	29.377	185	32.988	229	211
4	1:51.132	49.294	176	29.151	179	32.687	229	216	15	2:04.662	49.144	176	29.478	186			210
5	2:02.613	49.351	176	***28.914***	171			211	16	5:04.902	3:52.886	146	36.032	141	35.984	207	
6	4:37.250	3:33.978	170	29.382	172	33.890	229		17	1:57.982	53.705	161	31.165	160	33.112	229	196
7	1:52.077	49.736	173	29.185	184	33.156	228	197	18	1:50.493	48.846	***179***	29.057	167	***32.590***	230	214
8	1:52.304	49.694	167	29.485	181	33.125	229	195	19	***1:49.979***	***48.334***	178	29.031	182	32.614	228	220
9	1:52.188	49.505	171	29.491	188	33.192	228	210	20	1:52.455	50.199	173	29.354	179	32.902	229	***221***
10	1:51.884	49.676	177	29.183	185	33.025	228	206	21	2:03.684	50.203	176	29.183	171			212
11	1:56.339	49.515	174	32.596	167	34.228	228	211									

13 Jean-Louis Dauger , Honda Civic TCR / FRA — theoretical besttime: 1:50.431

Lap	Time	S1	V1	S2	V2	S3	V3	Vmax	Lap	Time	S1	V1	S2	V2	S3	V3	Vmax
1	2:30.935		128	36.180	134	38.901	212		11	1:53.655	50.390	169	29.583	183	33.682	221	212
2	2:05.334	56.763	153	31.930	169	36.641	217	177	12	2:07.149	51.446	169	30.016	187			214
3	1:59.140	52.445	162	31.883	182	34.812	220	206	13	3:32.712	2:28.186	164	30.453	161	34.073	222	
4	1:56.424	52.025	164	30.227	***188***	34.172	217	210	14	2:06.201	49.704	161	29.660	179			221
5	1:55.952	51.621	165	29.948	187	34.383	217	213	15	4:04.759	2:58.020	159	31.232	148	35.507	219	
6	1:54.797	51.216	168	29.700	187	33.881	219	216	16	1:56.089	50.314	171	31.034	135	34.741	222	214
7	1:54.900	50.822	165	29.709	185	34.369	216	217	17	2:01.377	48.979	176	30.927	117	41.471	222	220
8	1:56.539	51.185	166	30.075	183	35.279	219	218	18	2:03.525	51.102	160	33.639	141	38.784	224	223
9	2:04.459	50.727	165	29.755	186			216	19	1:51.344	48.997	175	29.420	184	***32.927***	***225***	224
10	4:10.408	3:06.858	163	30.081	186	33.469	221		20	***1:50.609***	***48.338***	***178***	***29.166***	188	33.105	225	***226***

18 Stéphane Lemeret , Honda Civic TCR / BEL — theoretical besttime: 1:51.450

Lap	Time	S1	V1	S2	V2	S3	V3	Vmax	Lap	Time	S1	V1	S2	V2	S3	V3	Vmax
1	2:25.182		126	34.919	153	38.219	215		8	4:36.657	3:28.699	166	30.297	187	37.661	222	
2	2:13.298	54.144	139	31.994	168			172	9	1:53.591	50.064	172	29.580	188	33.947	223	220
3	17:27.758	16:22	146	31.300	176	34.149	221		10	1:53.107	50.270	174	29.506	189	33.331	***225***	222
4	1:53.858	50.342	165	30.267	188	33.249	224	204	11	1:57.088	49.487	***175***	30.324	124	37.277	223	***226***
5	1:52.474	49.682	169	29.583	***190***	33.209	223	221	12	1:53.085	50.194	172	29.746	189	33.145	224	225
6	***1:52.168***	49.515	168	29.760	186	***32.893***	224	213	13	2:01.009	54.606	158	31.682	164	34.721	223	226
7	2:02.138	***49.155***	168	***29.402***	188			215	14	1:54.014	50.349	170	30.213	188	33.452	222	222

20 Kevin Balthazar , VW Golf TCR / BEL — theoretical besttime: 1:49.982

Lap	Time	S1	V1	S2	V2	S3	V3	Vmax	Lap	Time	S1	V1	S2	V2	S3	V3	Vmax
1	2:38.866		131	34.793	146	39.595	170		12	1:52.859	49.600	173	29.608	188	33.651	225	222
2	2:09.616	1:00.850	140	32.810	143	35.956	217	163	13	1:52.974	49.543	173	29.623	188	33.808	225	221
3	1:58.622	53.542	158	30.488	177	34.592	222	178	14	1:54.291	49.608	173	29.546	179	35.137	***229***	224
4	1:54.691	51.321	170	29.677	185	33.693	223	215	15	2:03.433	49.955	163	30.164	174			226
5	1:52.821	50.190	172	29.516	189	33.115	225	222	16	4:17.145	3:10.400	156	31.803	157	34.942	225	
6	1:51.875	49.429	178	29.316	188	33.130	224	221	17	1:53.436	49.275	***181***	29.200	190	34.961	227	208
7	1:51.599	49.194	178	29.634	***190***	32.771	227	225	18	1:56.954	48.636	179	30.412	109	37.906	228	224
8	2:07.125	51.090	171	29.931	180			194	19	***1:49.982***	***48.353***	180	***28.933***	187	***32.696***	229	***228***
9	4:14.729	3:09.080	160	31.086	182	34.563	223		20	1:56.460	50.160	161	30.795	152	35.505	228	228
10	1:53.141	49.669	172	29.732	185	33.740	223	217	21	2:12.701	48.868	174	33.670	131			225
11	1:52.616	49.301	168	29.866	184	33.449	228	225									

DTM Zandvoort

Zandvoort, length 4307 m

15. - 17.07.2016

TCR Benelux

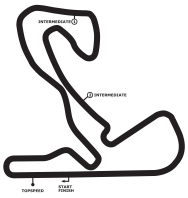

Lap Analysis free practice, 15.07.2016

-Reg.No.: 0301,16,168

21 David Dermont , VW Golf TCR / BEL — theoretical besttime: 1:50.635

Lap	Time	S1	V1	S2	V2	S3	V3	Vmax	Lap	Time	S1	V1	S2	V2	S3	V3	Vmax
1	2:33.537		145	33.901	142	39.056	213		12	4:47.864	3:44.268	167	30.031	187	33.565	225	
2	2:17.365	56.053	153	31.416	179			183	13	1:55.047	49.738	174	31.495	167	33.814	225	220
3	2:51.748	1:45.797	165	31.000	178	34.951	221		14	1:51.239	49.159	178	28.989	190	33.091	225	223
4	1:56.008	51.642	165	30.297	182	34.069	219	214	15	***1:50.635***	***49.004***	***179***	***28.858***	***191***	***32.773***	***228***	223
5	1:54.548	50.676	173	29.865	185	34.007	222	208	16	1:51.536	49.416	178	28.944	189	33.176	221	221
6	1:53.779	50.303	170	29.601	182	33.875	223	220	17	1:54.100	49.233	176	30.329	129	34.538	225	222
7	1:53.913	50.578	175	29.570	189	33.765	223	215	18	1:52.309	49.592	178	28.982	187	33.735	224	***226***
8	1:54.211	50.755	175	29.547	188	33.909	222	219	19	1:51.681	49.242	177	28.969	189	33.470	225	220
9	1:53.235	50.086	176	29.393	184	33.756	223	222	20	1:51.711	49.395	178	29.298	190	33.018	225	220
10	1:53.271	50.152	176	29.335	186	33.784	222	216	21	2:05.696	50.726	169	29.735	189			221
11	2:07.265	50.679	173	29.823	185			216									

22 Jeffrey van Hooydonk , SEAT Leon TCR / BEL — theoretical besttime: 1:50.971

Lap	Time	S1	V1	S2	V2	S3	V3	Vmax	Lap	Time	S1	V1	S2	V2	S3	V3	Vmax
1	3:03.590		141	34.379	157				12	1:55.615	51.263	167	30.236	179	34.116	217	200
2	4:05.348	2:57.962	151	31.635	162	35.751	214		13	1:53.653	50.383	170	30.039	181	33.231	219	214
3	1:57.644	52.210	168	30.667	177	34.767	215	216	14	1:52.891	49.852	172	29.918	181	33.121	220	221
4	1:57.288	51.532	168	31.412	178	34.344	216	218	15	***1:51.501***	***48.935***	***174***	29.639	183	***32.927***	219	221
5	1:55.704	51.062	170	30.170	182	34.472	215	219	16	1:52.585	49.855	171	29.508	182	33.222	***222***	221
6	1:54.666	50.629	168	29.870	182	34.167	214	218	17	2:01.781	50.651	164	30.730	138	40.400	220	209
7	1:55.111	51.180	170	30.087	181	33.844	217	194	18	1:52.447	49.978	172	***29.109***	183	33.360	220	221
8	1:57.884	52.362	133	31.556	179	33.966	217	220	19	1:56.352	49.835	169	29.920	***185***	36.597	220	220
9	1:55.350	51.000	168	30.146	179	34.204	218	221	20	2:05.378	57.673	142	31.641	181	36.064	220	222
10	2:07.725	51.686	164	30.351	151			***222***	21	1:51.937	49.473	174	29.527	183	32.937	220	221
11	3:57.202	2:50.944	162	30.586	165	35.672	214										

23 Pierre Yves Corthals , Opel Astra TCR / BEL — theoretical besttime: 1:49.375

Lap	Time	S1	V1	S2	V2	S3	V3	Vmax	Lap	Time	S1	V1	S2	V2	S3	V3	Vmax
1	2:32.737		134	34.077	139				10	1:51.898	49.962	175	29.171	190	32.765	226	218
2	6:30.964	5:08.826	130	38.988	164	43.150	178		11	1:51.695	49.043	178	29.524	189	33.128	227	227
3	2:10.349	58.208	152	34.960	169	37.181	220	177	12	1:56.964	53.343	141	30.710	187	32.911	225	228
4	1:58.618	53.105	155	31.066	182	34.447	225	201	13	1:49.979	48.639	174	***28.798***	189	32.542	228	224
5	1:53.829	50.625	170	29.815	***191***	33.389	227	212	14	***1:49.463***	48.187	177	28.809	191	***32.467***	227	226
6	1:52.505	49.865	173	29.449	190	33.191	225	216	15	1:59.254	48.190	***179***	28.915	188			228
7	2:05.156	49.543	173	29.023	190			214	16	4:07.944	3:05.462	177	29.620	186	32.862	***232***	
8	4:57.965	3:48.769	122	34.013	126	35.183	222		17	1:49.758	***48.110***	174	29.116	191	32.532	230	***233***
9	1:55.398	51.020	169	30.928	189	33.450	226	205	18	2:20.396	54.026	151	34.503	158			232

34 Bas Schouten , SEAT Leon TCR / NLD — theoretical besttime: 1:50.879

Lap	Time	S1	V1	S2	V2	S3	V3	Vmax	Lap	Time	S1	V1	S2	V2	S3	V3	Vmax
1	2:59.619		147	33.496	148				12	2:04.525	50.456	172	30.478	177			217
2	3:49.090	2:43.061	160	31.282	174	34.747	217		13	3:50.356	2:42.419	158	31.729	161	36.208	216	
3	1:56.621	52.356	158	30.376	179	33.889	217	199	14	1:57.358	52.293	165	30.891	181	34.174	215	217
4	1:55.148	51.358	170	30.002	179	33.788	218	209	15	1:52.561	49.218	175	29.752	180	33.591	***224***	218
5	1:54.198	50.549	167	29.893	174	33.756	218	213	16	1:54.234	49.258	157	30.430	174	34.546	219	***226***
6	1:55.378	50.676	166	30.715	173	33.987	217	217	17	1:51.379	48.922	***176***	***29.259***	***184***	33.198	221	222
7	1:54.690	50.876	168	29.865	177	33.949	217	209	18	1:56.330	52.976	171	30.223	181	33.131	220	223
8	1:54.273	50.605	171	29.876	178	33.792	218	220	19	***1:51.255***	***48.638***	176	29.635	182	***32.982***	220	222
9	1:56.937	50.832	168	30.330	150	35.775	215	206	20	1:53.656	49.883	148	30.530	181	33.243	222	222
10	1:54.726	50.918	167	29.969	176	33.839	218	212	21	2:13.192	48.968	173	30.636	148			224
11	1:53.750	50.098	171	29.890	179	33.762	217	216									

DTM Zandvoort

Zandvoort, length 4307 m

15. - 17.07.2016

TCR Benelux

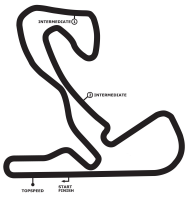

Lap Analysis free practice, 15.07.2016

-Reg.No.: 0301,16,168

52 Ronnie Latinne , VW Golf TCR / BEL **theoretical besttime: 1:49.580**

Lap	Time	S1	V1	S2	V2	S3	V3	Vmax	Lap	Time	S1	V1	S2	V2	S3	V3	Vmax
1	2:36.222		136	37.001	111	40.929	177		12	1:52.770	50.005	172	29.298	186	33.467	225	211
2	2:17.113	1:03.117	136	35.060	126	38.936	214	144	13	2:02.503	49.363	176	29.131	188			221
3	2:30.434	58.867	118	37.374	97			179	14	3:53.827	2:47.611	159	31.577	178	34.639	224	
4	3:28.088	2:22.414	166	30.644	178	35.030	222		15	1:50.846	49.265	178	28.838	188	***32.743***	225	208
5	1:54.393	50.546	176	29.474	186	34.373	222	217	16	1:49.857	48.305	***181***	***28.618***	186	32.934	224	221
6	1:53.101	50.015	174	29.367	187	33.719	224	222	17	***1:49.856***	***48.219***	180	28.805	189	32.832	225	225
7	1:51.327	49.211	176	28.978	***190***	33.138	224	222	18	1:54.445	51.980	173	29.134	182	33.331	225	226
8	1:51.150	48.915	179	28.916	190	33.319	***225***	225	19	1:50.547	48.540	173	29.041	188	32.966	225	225
9	2:00.888	48.773	177	29.419	188			226	20	1:53.280	50.793	176	29.538	188	32.949	225	226
10	3:23.679	2:15.180	163	32.775	163	35.724	221		21	1:58.263	48.838	180	28.992	189			***227***
11	1:56.267	51.297	172	30.007	175	34.963	222	212									

DTM Zandvoort

Zandvoort, length 4307 m

15. - 17.07.2016

TCR Benelux

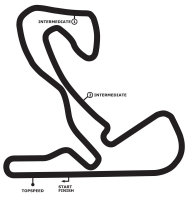

Topspeed free practice, 15.07.2016

-Reg.No.: 0301,16,168

Car No.	Driver	Make	Speed km/h
23	Pierre Yves Corthals	Opel Astra TCR	233
4	Alexis van de Poele	VW Golf TCR	230
3	Didier van Dalen	VW Golf TCR	229
20	Kevin Balthazar	VW Golf TCR	228
52	Ronnie Latinne	VW Golf TCR	227
7	Sam Dejonghe	SEAT Leon TCR	227
5	Renaud Kuppens	Honda Civic TCR	226
18	Stéphane Lemeret	Honda Civic TCR	226
21	David Dermont	VW Golf TCR	226
34	Bas Schouten	SEAT Leon TCR	226
13	Jean-Louis Dauger	Honda Civic TCR	226
2	Edouard Mondron	SEAT Leon TCR	223
22	Jeffrey van Hooydonk	SEAT Leon TCR	222
6	Mathieu Detry	SEAT Leon TCR	221
10	Loris Hezemans	SEAT Leon TCR	221

DTM Zandvoort

Zandvoort, length 4307 m

15. - 17.07.2016

TCR Benelux

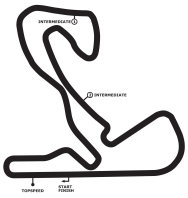

Best Sector Times free practice

sector 1				sector 2			sector 3			theoretical and best lap time				
Pos.	No	Driver	Time	No	Driver	Time	No	Driver	Time	No	Driver	theoretical	Best	Pos
1	23	Corthals-Caprasse	48.110	52	Latinne-Potty	28.618	23	Corthals-Caprasse	32.467	23	Corthals-Caprasse	1:49.375	1:49.463	1
2	52	Latinne-Potty	48.219	23	Corthals-Caprasse	28.798	10	Hezemans-Hart	32.590	52	Latinne-Potty	1:49.580	1:49.856	2
3	10	Hezemans-Hart	48.334	21	Dermont-Vanbellinge	28.858	3	van Dalen-Richard	32.631	10	Hezemans-Hart	1:49.838	1:49.979	3
4	13	Dauger-Monteiro	48.338	5	Kuppens-Lessennes	28.888	7	Dejonghe-Dupont	32.672	20	Balthazar-Radermecl	1:49.982	1:49.982	4
5	20	Balthazar-Radermecl	48.353	10	Hezemans-Hart	28.914	20	Balthazar-Radermecl	32.696	7	Dejonghe-Dupont	1:50.209	1:50.209	5
6	4	van de Poele-de Leva	48.547	20	Balthazar-Radermecl	28.933	52	Latinne-Potty	32.743	13	Dauger-Monteiro	1:50.431	1:50.609	6
7	7	Dejonghe-Dupont	48.587	3	van Dalen-Richard	28.947	21	Dermont-Vanbellinge	32.773	21	Dermont-Vanbellinge	1:50.635	1:50.635	7
8	34	Schouten-Verhagen	48.638	7	Dejonghe-Dupont	28.950	2	Mondron-Mondron	32.786	4	van de Poele-de Leva	1:50.661	1:50.947	10
9	5	Kuppens-Lessennes	48.707	22	van Hooydonk-Corde	29.109	18	Lemeret-Michelisz	32.893	5	Kuppens-Lessennes	1:50.686	1:50.999	11
10	2	Mondron-Mondron	48.881	2	Mondron-Mondron	29.136	4	van de Poele-de Leva	32.905	3	van Dalen-Richard	1:50.686	1:50.843	8
11	22	van Hooydonk-Corde	48.935	13	Dauger-Monteiro	29.166	13	Dauger-Monteiro	32.927	2	Mondron-Mondron	1:50.803	1:50.898	9
12	21	Dermont-Vanbellinge	49.004	4	van de Poele-de Leva	29.209	22	van Hooydonk-Corde	32.927	34	Schouten-Verhagen	1:50.879	1:51.255	12
13	3	van Dalen-Richard	49.108	34	Schouten-Verhagen	29.259	34	Schouten-Verhagen	32.982	22	van Hooydonk-Corde	1:50.971	1:51.501	13
14	18	Lemeret-Michelisz	49.155	6	Detry-Donniacuo	29.359	5	Kuppens-Lessennes	33.091	18	Lemeret-Michelisz	1:51.450	1:52.168	15
15	6	Detry-Donniacuo	49.297	18	Lemeret-Michelisz	29.402	6	Detry-Donniacuo	33.286	6	Detry-Donniacuo	1:51.942	1:51.942	14

DTM Zandvoort

Zandvoort, length 4307 m

15. - 17.07.2016

TCR Benelux

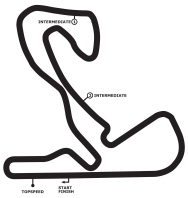

-Reg.No.: 0301,16,168

Weather free practice

15.07.2016, 11:40:00 - 12:25:00

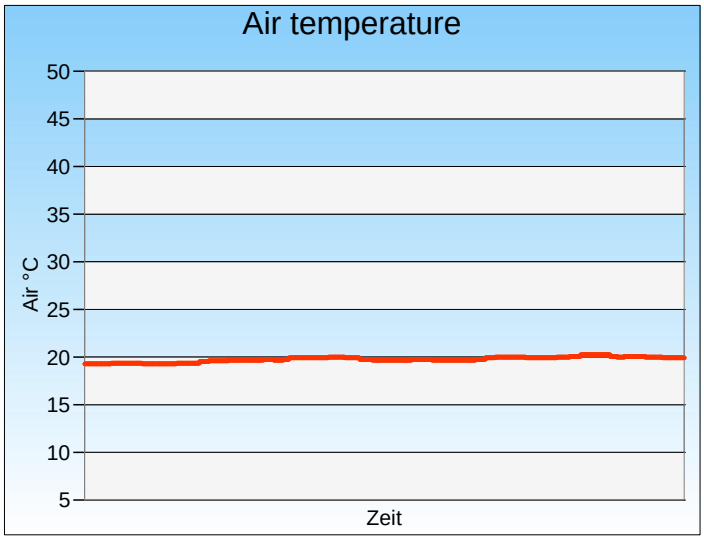

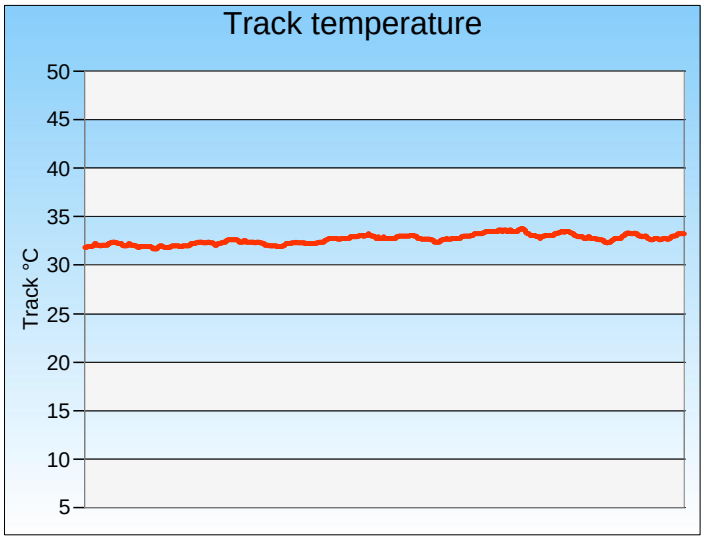

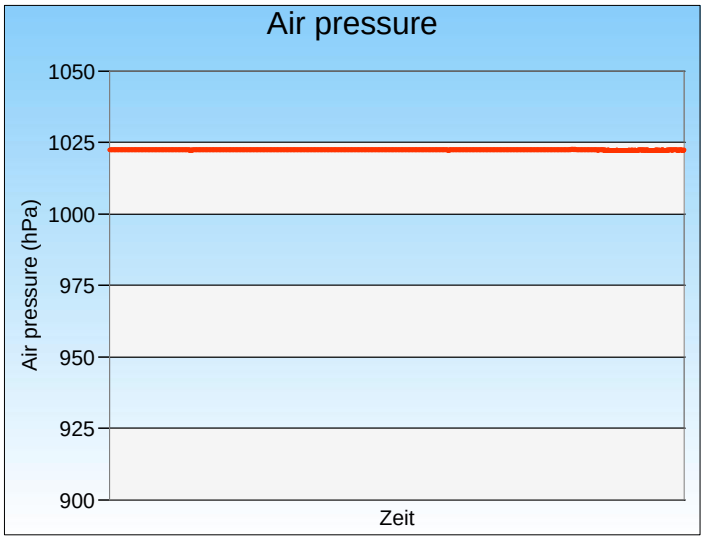

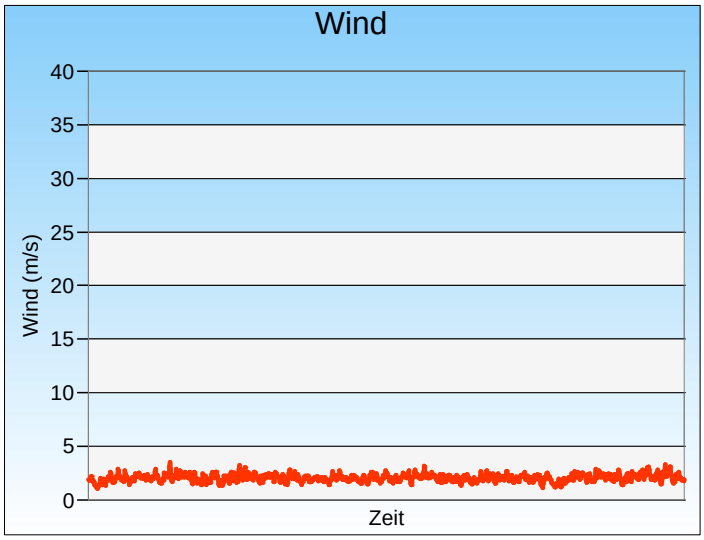

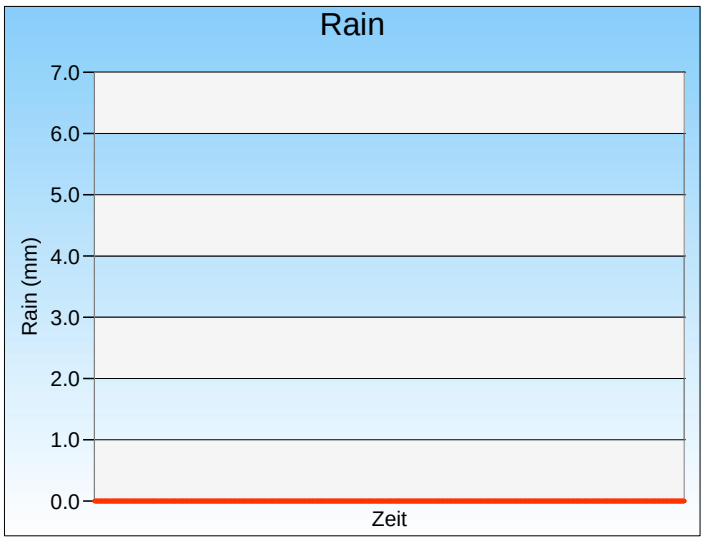

Weather:

sunny