

Spa Francorchamps, Length: 7004 m

Air temperature: 25.8°C

Track temperature: 28.0°C

Weather condition: Dry



Friday 27.7.2012 09:05

started : 28 classified : 28 not classified : 0

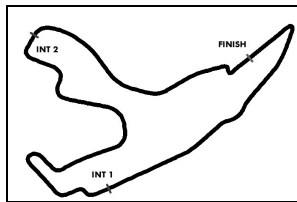
	CI Drivers	Team	Car	Lap	Best	Gap	Diff	Kph	Time
1	9 GTPro Schmetz/Grivegne	GPR Racing()	Aston Martin DBRS9	7	2:24.318			174,7	9:23:26
2	31 SilProI van de Poele/van der Straten	Delahaye RT / Retrodor()	Volvo S60 V8 Silhouette	9	2:24.708	0.390	0.390	174,2	9:31:01
3	3 GTPro Bouvy/Coens/Kelders	Prospeed Competition()	Porsche 996 GT3 R	8	2:26.677	2.359	1.969	171,9	9:27:51
4	22 SilProI Bovy/Servais	GC Automobile()	GC10-V8 BMW 1M	9	2:27.653	3.335	0.976	170,8	9:29:29
5	99 GTPro Derdaele/Derdaele	Belgium Racing()	Porsche GT3 Cup	7	2:28.417	4.099	0.764	169,9	9:28:08
6	17 SilProI Dockerill/Steveny	Chad Racing()	Kia Silhouette	4	2:28.527	4.209	0.110	169,8	9:14:49
7	2 GTPro Thiers/Thiers	Scuderia Monza()	Ferrari 430 GT3	8	2:28.567	4.249	0.040	169,7	9:28:46
8	5 GTPro Cairai/AI Azhari	Scuderia Caira()	Porsche 997	7	2:30.577	6.259	2.010	167,5	9:31:28
9	34 GTCh: Albert/Leonard	Allure Team()	Porsche 997 CUP	10	2:31.423	7.105	0.846	166,5	9:33:54
10	19 GTPro Lamster/Maes	Euroseal - EMG Motorsport()	Porsche 997	4	2:31.623	7.305	0.200	166,3	9:17:28
11	60 GTPro Grandjean/Muller/Mattheus	Prospeed Competition()	Porsche 911 GT3	10	2:32.091	7.773	0.468	165,8	9:35:53
12	68 GTLigI Piron/Rosoux	Astur Car()	Ginetta G 50	8	2:32.892	8.574	0.801	164,9	9:31:25
13	30 GTPro Sluys/Renmans	First Motorsport()	Porsche 997	4	2:32.919	8.601	0.027	164,9	9:20:15
14	27 SilProI Dockerill/James	Chad Racing()	Kia Pro Ceed Silhouette	10	2:33.596	9.278	0.677	164,2	9:31:46
15	73 GTCh: Dupont/Huart	Yokohama Skylimit Race()	Porsche 996 Cup	9	2:37.128	12.810	3.532	160,5	9:36:15
16	8 GTPro van Elslander/Goegebour	Mext Racing()	Porsche 997 CUP	3	2:38.283	13.965	1.155	159,3	9:13:14
17	65 GTLigI Lequeux/Ueberecken	Prime Racing()	Ginetta G 50	7	2:38.407	14.089	0.124	159,2	9:29:06
18	4 GTPro Gonneau/van Riet	Scuderia Caira()	Porsche 996	3	2:39.093	14.775	0.686	158,5	9:16:21
19	56 GTLigI Grammatico/Noel	Espace Bienvenue()	BMW M3 E92 GT4	3	2:39.154	14.836	0.061	158,4	9:12:46
20	15 SilPro Vandenaabeele/Radet	e-RACE()	BMW Solution F	9	2:39.622	15.304	0.468	158,0	9:31:57
21	71 GTCh: Vermeeren/van Haeren	Yokohama Skylimit Race()	Porsche 996 Cup	3	2:40.183	15.865	0.561	157,4	9:16:03
22	33 Tour Jussy/Benjamin	Allure Team()	SEAT Copa Leon	11	2:40.455	16.137	0.272	157,1	9:37:19
23	38 Tour Courier/Nale	Astur Car()	SEAT Copa Leon	7	2:41.967	17.649	1.512	155,7	9:29:39
24	24 SilProI Poncelet/Nelissen Grade	MTE Racing()	Audi A3 Solution F	4	2:42.480	18.162	0.513	155,2	9:16:22
25	14 GTCh: Werckx/Jeuris	Saker Team()	Saker	8	2:43.276	18.958	0.796	154,4	9:27:39
26	44 TourE Schmit/Bailly	Duwo Racing()	BMW M3	6	2:44.082	19.764	0.806	153,7	9:22:20
27	77 Tour Plennevaux/Katsers	MP Motorsport()	Opel Astra	5	2:49.057	24.739	4.975	149,1	9:18:04
28	66 Tour Naniot/Pilette	Pilette Speed Tradition()	Renault Clio	4	2:58.678	34.360	9.621	141,1	9:15:39

MIN LAPS : 1 Percent: 130%

Publications Time:

Race Director:

Time Keeping:



Belgian Racing Cars Championship

Lap analysis Qualifying 2

Provisional



Spa Francorchamps, Length: 7004 m

Air temperature: 25.6°C

Track temperature: 27.9°C

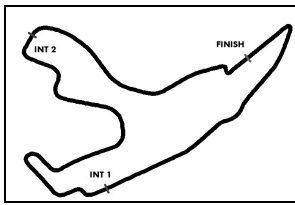
Weather condition: Dry



Friday 27.7.2012 09:05

Lap	Time	SE1	SP1	SE2	SP2	SE3	SP3	Lap	Time	SE1	SP1	SE2	SP2	SE3	SP3
2 Frank Thiers, BEL/ Hans Thiers, BEL								theoretical besttime: 2:27.827							
1	3:58.220				65	1:57.448		6	2:29.258	41.957	233	1:09.693	153	37.608	161
2	4:52.745	2:51.645	177	1:18.963	141	42.137	161	7	2:28.841	41.342	243	1:09.413	153	38.086	161
3	2:37.163	45.939	195	1:12.531	154	38.693	162	8	2:28.567	41.695	247	1:08.877	154	37.995	160
4	2:31.984	41.933	232	1:10.639	154	39.412	158	9	2:41.303	42.510	211	1:10.764	148	48.029	
5	2:31.997	43.719	240	1:10.122	155	38.156	159	10	4:23.952	2:30.962	209	1:13.226	144	39.764	161
3 Frederic Bouvy, BEL/ Damien Coens, BEL								theoretical besttime: 2:26.224							
1	2:20.884	22.759	220	1:16.314	147	41.811	153	6	3:01.904	48.357	135	1:21.089	139	52.458	
2	2:38.362	45.284	236	1:12.473	155	40.605	152	7	4:45.759	2:48.721	212	1:14.233	137	42.805	154
3	2:38.502	45.007	240	1:12.796	150	40.699	151	8	2:26.677	42.347	248	1:06.811	159	37.519	154
4	2:35.313	44.042	242	1:11.359	152	39.912	152	9	2:35.170	41.894	244	1:06.947	159	46.329	
5	2:35.523	43.790	241	1:11.351	153	40.382	153								
4 Vincent Gonneau, BEL/ Christophe van Riet, BEL								theoretical besttime: 2:39.093							
0	2:46.358	47.486	199	1:15.800	142	43.072	138	3	2:39.093	45.903	213	1:12.536	146	40.654	138
1	2:41.624	46.653	207	1:13.495	143	41.476	142	4	3:27.225	46.001	201	1:32.374	67	1:08.850	
2	2:41.440	46.404	208	1:13.239	141	41.797	141								
5 Silvano Caira, BEL/ Karim Al Azhari,								theoretical besttime: 2:30.259							
1	1:36.595				121	50.737	148	5	11:44.053	9:40.128	189	1:17.975	103	45.950	153
2	2:40.537	45.739	221	1:15.354	151	39.444	151	6	2:31.021	43.432	232	1:09.331	159	38.258	153
3	2:35.153	44.167	222	1:11.552	152	39.434	151	7	2:30.577	42.966	238	1:09.281	159	38.330	152
4	3:02.385	44.944	196	1:23.186	132	54.255		8	2:47.386	42.720	238	1:11.651	144	53.015	
8 Dirk van Elslander, BEL/ Lieven Goegebour, BEL								theoretical besttime: 2:38.106							
1	2:46.415	48.041	202	1:16.665	144	41.709	148	6	2:47.941	47.175	212	1:18.129	147	42.637	147
2	2:43.932	45.396	217	1:17.390	145	41.146	147	7	2:46.968	47.037	212	1:17.303	143	42.628	147
3	2:38.283	44.831	229	1:13.078	149	40.374	149	8	2:46.955	47.053	214	1:17.115	142	42.787	147
4	3:00.916	44.654	224	1:14.327	145	1:01.935		9	2:45.798	46.281	216	1:16.698	143	42.819	137
5	5:40.429	3:31.623	160	1:24.720	140	44.086	146	10	2:47.551	46.794	223	1:17.768	131	42.989	146
9 Michael Schmetz, BEL/ Pierre Grivegne, BEL								theoretical besttime: 2:23.971							
1	1:39.683				149	44.958	159	7	2:24.318	41.199	252	1:06.056	163	37.063	158
2	2:43.864	42.821	223	1:13.033	154	48.010		8	2:48.223	46.090	189	1:13.088	148	49.045	
3	4:28.997	2:38.410	186	1:11.442	160	39.145	163	9	4:36.546	2:45.846	204	1:11.726	155	38.974	157
4	2:30.339	43.390	227	1:08.146	162	38.803	164	10	2:33.659	42.245	242	1:10.124	157	41.290	141
5	2:25.796	40.852	251	1:06.901	165	38.043	163	11	2:31.253	42.421	237	1:09.601	144	39.231	158
6	2:25.240	41.467	254	1:06.539	164	37.234	160								
14 Guido Werckx, BEL/ Wim Jeuris, BEL								theoretical besttime: 2:42.117							
1	1:39.611				114	1:07.532		7	2:44.894	47.270	215	1:14.929	146	42.695	133
2	4:24.686	2:01.707	161	1:30.036	130	52.943	139	8	2:43.276	47.759	220	1:13.624	148	41.893	135
3	2:52.778	49.020	217	1:19.501	134	44.257	136	9	2:44.023	47.356	206	1:12.954	145	43.713	131
4	2:46.917	48.573	212	1:15.593	145	42.751	133	10	3:05.540	52.541	165	1:23.394	135	49.605	139
5	2:45.131	48.273	212	1:14.353	145	42.505	134	11	3:12.089	48.581	220	1:20.609	124	1:02.899	
6	2:53.693	48.696	176	1:20.063	135	44.934	137								
15 Vincent Vandenaabeele, BEL/ Franck Radet, FRA								theoretical besttime: 2:38.647							
1	2:44.327	48.851	214	1:13.905	146	41.571	140	6	2:40.034	46.301	219	1:12.960	151	40.773	140
2	2:40.392	46.460	220	1:12.490	148	41.442	140	7	2:51.213	46.394	222	1:12.256	149	52.563	
3	3:18.389	1:23.711	215	1:12.744	141	41.934	140	8	4:25.766	2:30.452	210	1:13.998	150	41.316	141
4	2:40.682	47.125	218	1:12.259	149	41.298	141	9	2:39.622	46.094	224	1:11.780	149	41.748	140
5	2:40.004	46.572	219	1:12.307	146	41.125	138	10	4:31.694	46.812	218	2:29.840	63	1:15.042	123
17 Iain Dockerill, GBR/ Philippe Steveny, BEL								theoretical besttime: 2:28.172							
1	2:33.650	42.725	238	1:12.376	151	38.549	154	6	7:31.439	5:37.285	217	1:13.953	154	40.201	155
2	2:29.914	43.136	244	1:08.824	160	37.954	155	7	2:35.527	44.531	235	1:11.725	155	39.271	156
3	2:28.917	42.427	246	1:09.035	158	37.455	154	8	2:31.464	42.787	246	1:09.132	152	39.545	157
4	2:28.527	42.535	245	1:08.296	159	37.696	153	9	2:30.091	42.442	247	1:08.826	158	38.823	158
5	2:46.940	47.066	206	1:12.367	155	47.507		10	2:40.936	42.421	247	1:10.369	148	48.146	





Belgian Racing Cars Championship

Lap analysis Qualifying 2

Provisional



Spa Francorchamps, Length: 7004 m

Air temperature: 25.6°C

Track temperature: 27.9°C

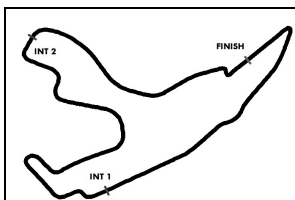
Weather condition: Dry



Friday 27.7.2012 09:05

Lap	Time	SE1	SP1	SE2	SP2	SE3	SP3	Lap	Time	SE1	SP1	SE2	SP2	SE3	SP3
19 Patrick Lamster, BEL/ Ruben Maes, BEL								theoretical besttime: 2:31.623							
1	2:32.860	43.016	241	1:10.262	155	39.582	150	6	4:36.001	2:31.833	187	1:21.387	136	42.781	
2	2:47.741	43.060	245	1:10.814	154	53.867		7	2:44.126	46.446	209	1:16.764	140	40.916	147
3	4:38.844	2:41.198	223	1:17.588	140	40.058	150	8	2:43.220	45.631	228	1:14.641	144	42.948	148
4	2:31.623	42.997	241	1:09.832	154	38.794	151	9	2:56.670	45.992	215	1:15.510	136	55.168	
5	2:57.274	46.858	198	1:16.037	137	54.379									
22 Sarah Bovy, BEL/ Gregory Servais, BEL								theoretical besttime: 2:27.653							
1	1:08.865				130	46.748	127	6	2:33.959	44.034	216	1:11.284	155	38.641	157
2	2:40.666	47.879	203	1:13.235	153	39.552	157	7	2:30.076	42.899	237	1:08.732	157	38.445	158
3	2:33.170	43.983	222	1:10.220	156	38.967	157	8	2:28.848	41.997	238	1:08.277	158	38.574	157
4	2:47.703	47.262	235	1:10.863	154	49.578		9	2:27.653	41.956	246	1:08.018	159	37.679	158
5	5:29.991	3:21.800	164	1:24.461	135	43.730	156	10	2:40.079	42.597	233	1:09.616	151	47.866	
24 Patrick Poncelet, BEL/ Pascal Nelissen Grade, BEL								theoretical besttime: 2:41.985							
1	2:49.484	49.517	208	1:15.802	141	44.165	135	6	5:32.333	3:31.142	159	1:17.933	141	43.258	137
2	2:46.564	48.362	209	1:15.220	145	42.982	136	7	2:46.323	48.826	206	1:14.838	143	42.659	137
3	2:44.761	48.236	211	1:14.366	148	42.159	135	8	2:44.128	47.749	208	1:14.256	145	42.123	137
4	2:42.480	47.937	210	1:12.972	146	41.571	137	9	2:45.150	47.442	210	1:14.566	141	43.142	137
5	2:53.152	47.831	210	1:15.742	147	49.579		10	2:49.206	47.940	210	1:17.098	115	44.168	135
27 Christopher Dockerill, GBR/ Pete James, GBR								theoretical besttime: 2:32.355							
1	2:49.612	48.414	196	1:18.224	140	42.974	153	7	2:36.881	44.563	226	1:11.985	154	40.333	154
2	2:48.488	46.689	203	1:18.399	147	43.400	151	8	2:34.712	44.321	226	1:10.990	154	39.401	156
3	2:42.985	46.072	222	1:14.899	146	42.014	154	9	2:34.812	44.230	237	1:10.977	153	39.605	157
4	2:41.994	46.075	217	1:14.679	151	41.240	150	10	2:33.596	44.529	229	1:10.082	156	38.985	156
5	2:43.466	45.344	219	1:15.457	149	42.665	155	11	2:33.923	43.692	232	1:10.604	146	39.627	156
6	2:39.503	47.702	223	1:11.698	150	40.103	155	12	2:33.702	44.049	231	1:11.072	158	38.581	157
30 Ward Sluys, BEL/ Rik Renmans, BEL								theoretical besttime: 2:31.988							
1	7:16.459	5:19.594	182	1:15.554		41.311	151	6	2:40.776	43.238	231	1:10.483		47.055	
2	2:36.520	44.447	225	1:12.670		39.403	151	7	4:50.195	2:55.282	211	1:14.602		40.311	151
3	2:33.287	43.420	229	1:10.911		38.956	152	8	2:36.757	46.251	237	1:10.731		39.775	150
4	2:32.919	43.049	222	1:10.388		39.482	151	9	2:46.573	43.395	215	1:11.505		51.673	
5	2:40.388	43.198	231	1:09.983		47.207	152								
31 Alexis van de Poele, BEL/ Raphael van der Straten, BEL								theoretical besttime: 2:24.708							
1	1:22.602				124	44.417	158	7	2:28.741	42.220	229	1:09.239	164	37.282	162
2	2:37.801	44.541	210	1:13.654	141	39.606	157	8	2:25.259	41.245	256	1:07.311	166	36.703	161
3	2:36.812	44.206	233	1:12.531	151	40.075	159	9	2:24.708	41.217	256	1:06.872	167	36.619	162
4	2:35.606	43.619	234	1:12.262	149	39.725	158	10	2:28.132	41.521	258	1:08.759	157	37.852	163
5	2:51.887	43.361	206	1:14.156	139	54.370		11	2:44.489	42.272	240	1:13.417	94	48.800	141
6	6:50.155	4:47.517	168	1:21.958	144	40.680	160								
33 Nicolas Jussy, BEL/ Mardeen Benjamin, BEL								theoretical besttime: 2:40.455							
1	1:50.282				96	1:06.120	99	7	2:52.505	47.635	215	1:14.494	145	50.376	
2	3:38.134	1:02.966	126	1:39.168	94	56.000	133	8	4:50.052	2:52.414	191	1:15.234	146	42.404	135
3	2:57.444	50.277	195	1:22.593	134	44.574	134	9	2:41.263	47.283	217	1:12.171	147	41.809	136
4	2:47.538	49.464	212	1:15.514	145	42.560	134	10	2:42.233	48.151	219	1:12.324	139	41.758	135
5	2:48.647	48.146	209	1:18.114	144	42.387	134	11	2:40.455	47.248	216	1:11.764	147	41.443	136
6	2:42.969	47.647	218	1:13.196	146	42.126	134								
34 Michael Albert, BEL/ Nicolas Leonard, BEL								theoretical besttime: 2:31.177							
1	1:09.071				120	47.389		7	2:35.271	43.279	240	1:12.028	155	39.964	152
2	2:38.621	45.607	223	1:12.891	153	40.123	155	8	2:32.244	43.262	237	1:10.086	154	38.896	154
3	2:34.226	43.670	232	1:10.862	155	39.694		9	2:31.424	42.473	248	1:10.248	155	38.703	153
4	2:46.285	43.878	234	1:12.251	150	50.156		10	2:31.423	42.666	250	1:10.001	154	38.756	153
5	7:11.767	5:09.611	180	1:20.568	144	41.588	151	11	2:55.235	43.082	246	1:12.513	116	59.640	
6	2:35.722	44.077	238	1:11.984	154	39.661	153								





Belgian Racing Cars Championship

Lap analysis Qualifying 2

Provisional



Spa Francorchamps, Length: 7004 m

Air temperature: 25.6°C

Track temperature: 27.9°C

Weather condition: Dry

 TOTAL 24H OF SPA
25-29 JULY 2012

Friday 27.7.2012 09:05

Lap	Time	SE1	SP1	SE2	SP2	SE3	SP3	Lap	Time	SE1	SP1	SE2	SP2	SE3	SP3
-----	------	-----	-----	-----	-----	-----	-----	-----	------	-----	-----	-----	-----	-----	-----

38 Pascal Courrier, BEL/ Roberto Nale, ITA								theoretical besttime: 2:41.471							
0	2:48.509	48.710	212	1:15.339	143	44.460	133	5	2:42.455	47.610	217	1:12.821	145	42.024	134
1	2:42.641	48.019	218	1:12.976	145	41.646	138	6	2:42.084	47.602	220	1:12.838	144	41.644	136
2	2:51.864	47.396	214	1:13.086	144	51.382		7	2:41.967	47.077	214	1:13.141	141	41.749	135
3	4:48.997	2:47.569	172	1:18.474	142	42.954	135	8	2:42.770	47.006	216	1:13.320	140	42.444	135
4	2:46.812	49.816	203	1:14.839	145	42.157	135	9	2:44.625	47.950	213	1:14.449	139	42.226	135

44 Frederic Schmit, FRA/ Stephane Bailly, FRA								theoretical besttime: 2:43.832							
1	2:54.528	50.632	210	1:18.462	132	45.434	133	6	2:44.082	47.439	222	1:14.596	138	42.047	136
2	2:52.381	49.155	199	1:19.436	132	43.790	134	7	2:44.638	47.368	220	1:15.023	138	42.247	137
3	2:53.158	50.618	214	1:18.274	111	44.266	135	8	2:45.759	47.189	222	1:16.163	141	42.407	134
4	2:48.362	48.326	222	1:17.561	141	42.475	136	9	3:16.737	51.369	166	1:22.382	126	1:02.986	
5	2:45.909	47.878	220	1:15.260	138	42.771	136								

56 Andre Grammatico, FRA/ Arnaud Noel, FRA								theoretical besttime: 2:39.069							
1	2:36.690	42.396	235	1:13.856	144	40.438	140	6	2:40.982	46.350	233	1:13.160	146	41.472	136
2	2:42.077	45.985	237	1:13.455	146	42.637	136	7	2:41.178	46.504	228	1:13.440	145	41.234	139
3	2:39.154	46.070	235	1:12.701	145	40.383	140	8	2:40.962	46.500	233	1:13.132	146	41.330	136
4	3:41.650	1:02.084	136	1:37.272	119	1:02.294		9	2:40.668	46.283	232	1:13.382	147	41.003	138
5	6:45.764	4:45.444	180	1:17.043	143	43.277	139	10	3:27.077	50.371	153	1:36.081	107	1:00.625	115

60 Didier Grandjean, BEL/ Pascal Muller, FRA								theoretical besttime: 2:30.775							
1	3:08.788	49.435	187	1:26.108	142	53.245		6	2:33.958	42.804	218	1:12.570	143	38.584	155
2	3:39.159	1:46.741	214	1:13.194	150	39.224	154	7	2:47.467	42.824	240	1:13.476	134	51.167	
3	2:34.347	42.733	233	1:12.433	156	39.181	155	8	6:03.981	4:00.873	155	1:20.469	145	42.639	154
4	2:37.959	42.771	207	1:14.168	148	41.020	155	9	2:32.384	42.964	232	1:10.940	153	38.480	154
5	2:34.775	42.743	250	1:12.730	151	39.302	155	10	2:32.091	42.476	248	1:09.819	156	39.796	154

65 Jean-Pierre Lequeux, LUX/ Jean-Marc Ueberecken, LUX								theoretical besttime: 2:37.843							
0	2:47.295	47.745	208	1:15.818	145	43.732	143	5	2:38.561	45.731	233	1:11.904	150	40.926	142
1	2:53.225	46.861	209	1:15.170	146	51.194		6	2:38.713	45.891	232	1:12.164	148	40.658	145
2	4:46.338	2:47.549	193	1:16.097	147	42.692	142	7	2:38.407	45.729	234	1:12.128	151	40.550	143
3	2:40.957	46.482	227	1:12.904	147	41.571	144	8	2:50.983	45.389	234	1:12.181	149	53.413	
4	2:40.676	46.052	231	1:13.492	148	41.132	145								

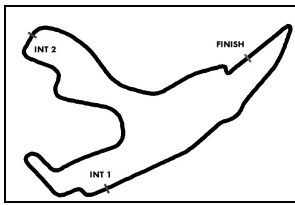
66 Jacques Naniot, BEL/ John Pilette, BEL								theoretical besttime: 2:58.419							
1	1:46.181				114	59.442	110	4	2:58.678	52.994	179	1:19.533	133	46.151	123
2	3:05.949	55.863	185	1:22.166	129	47.920	122	5	3:10.436	53.070	185	1:19.274	134	58.092	
3	3:00.905	53.556	181	1:21.035	133	46.314	123								

68 Pierre Piron, BEL/ Pierre-Yves Rosoux, BEL								theoretical besttime: 2:32.556							
1	2:40.664	46.456	216	1:13.372	146	40.836	150	6	7:36.997	5:41.370	187	1:15.623	148	40.004	148
2	2:39.357	44.563	208	1:14.803	148	39.991	150	7	2:33.441	44.034	237	1:09.962	145	39.445	148
3	2:34.438	44.786	233	1:10.420	147	39.232	150	8	2:32.892	43.627	239	1:09.880	150	39.385	148
4	2:34.350	44.352	226	1:10.816	150	39.182	149	9	2:33.105	43.718	239	1:09.747	149	39.640	148
5	3:00.590	48.739	184	1:17.345	139	54.506		10	4:36.696	55.957	120	1:54.320	84	1:46.419	

71 Bruno Vermeeren, NLD/ Bart van Haeren, BEL								theoretical besttime: 2:40.725							
1	5:08.963	3:04.244	158	1:20.327	134	44.392	138	6	6:14.192	4:03.118	159	1:26.588	134	44.486	141
2	2:44.935	48.852	210	1:14.896	137	41.187	143	7	2:47.845	47.978	220	1:17.660	144	42.207	144
3	2:40.183	45.510	226	1:13.859	143	40.814	142	8	2:44.711	46.473	234	1:16.081	144	42.157	143
4	2:42.610	45.745	230	1:14.401	143	42.464	144	9	2:45.096	45.903	229	1:14.709	128	44.484	140
5	2:53.666	48.778	206	1:14.836	141	50.052									

73 Benoit Dupont, BEL/ Philippe Huart, BEL								theoretical besttime: 2:36.798							
1	7:15.858	5:16.930	177	1:16.830	140	42.098	142	6	5:23.527	3:26.367	204	1:15.193	145	41.967	139
2	2:40.541	45.889	207	1:13.787	145	40.865	144	7	2:40.016	45.979	212	1:13.309	147	40.728	142
3	2:38.512	45.445	222	1:12.717	149	40.350	146	8	2:37.742	45.473	222	1:11.719	147	40.550	144
4	2:38.407	45.421	217	1:12.640	146	40.346	145	9	2:37.128	45.012	223	1:11.440	146	40.676	143





Belgian Racing Cars Championship

Lap analysis Qualifying 2

Provisional



Spa Francorchamps, Length: 7004 m

Air temperature: 25.6°C

Track temperature: 27.9°C

Weather condition: Dry



Friday 27.7.2012 09:05

Lap	Time	SE1	SP1	SE2	SP2	SE3	SP3	Lap	Time	SE1	SP1	SE2	SP2	SE3	SP3
5	2:56.107	45.357	202	1:15.959	141	54.791									

77 Michel Plennevaux, BEL/ Guy Katsers, BEL

theoretical besttime: 2:48.246

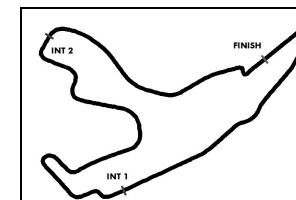
1	1:45.448				109	1:00.651	89	6	3:11.236	49.666	203	1:19.879	131	1:01.691	
2	2:59.707	53.581	196	1:20.960	133	45.166	129	7	5:52.711	3:42.898	155	1:23.553	134	46.260	131
3	2:52.547	50.273	203	1:17.742	135	44.532	128	8	2:54.100	50.321	201	1:19.074	140	44.705	131
4	2:49.674	49.425	207	1:16.631	140	43.618	131	9	2:53.279	50.328	202	1:18.248	138	44.703	131
5	2:49.057	49.187	206	1:15.441	140	44.429	129	10	2:52.200	49.867	206	1:17.930	131	44.403	131

99 Patrick Derdaele, BEL/ Dylan Derdaele, BEL

theoretical besttime: 2:27.733

1	2:48.042	43.951	205	1:15.018	145	49.073		6	2:28.776	42.229	236	1:08.880	157	37.667	156
2	3:43.539	1:52.533	213	1:12.011	154	38.995	154	7	2:28.417	42.172	254	1:08.215	163	38.030	157
3	2:32.819	42.682	222	1:11.436	153	38.701	154	8	2:38.436	41.851	248	1:08.955	161	47.630	
4	2:48.524	43.238	211	1:14.399	148	50.887		9	4:37.740	2:39.946	230	1:09.390	157	48.404	
5	6:12.998	4:23.474	208	1:10.707	162	38.817	156								



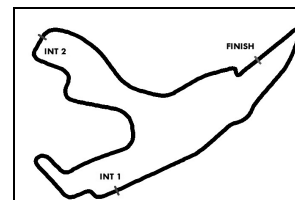


Spa Francorchamps, Length: 7004 m

Friday 27.7.2012 16:25

POS	1	2	3	4	5	6	7	8	9	10	11	12	13	14	15	16	17	18	19	20	21	22	23	24	25	26	27	28	29	30
LAP 1	9	31	19	2	3	.5	34	68	27	60	17	73	8	33	15	38	.30	56	24	80	65	44	71	14	66	77	22	.99		
LAP 2	9	31	19	2	3	68	34	17	27	73	60	33	56	8	38	80	24	15	44	65	71	14	77	22	66	5	30	.99'		
LAP 3	9	31	3	19	2	17	68	27	34	33	56	73	38	80	24	.60	8	44	15	22	65	71	77	.14	5	.66	30	.99'		
LAP 4	9	31	2	17	.3	19	68	34	56	33	27	73	38	80	24	8	44	22	15	5	65	71	77	30'	60'	14'	66'	99'		
LAP 5	9	2	31	17	19	68	56	34	33	38	27	73	80	3	22	8	24	44	15	5	65'	71'	77'	60'	30'	14'	66'	99'		
LAP 6	9	2	17	31	19	68	56	34	33	38	3	22	80	27	73	8	24	5	44	15'	60'	71'	30'	77'	.65'	14'	66'	99'		
LAP 7	9	2	17	31	19	68	56	34	33	3	22	38	80	5	73'	27'	24'	44'	.8'	15'	60'	30'	71'	.77'	65'	14'	66'	99'		
LAP 8	.9	2	17	31	.19	68	56	34	33	3	22	5	38	80	73	24	15	44	.27	60	30'	.71'	8'	65'	14'	.77'	66'	99'		
LAP 9	17	.2	.31	9	68	56	34	3	33	22	5	38	80	19	73	24	15	60	.44'	30'	27'	65'	8'	14'	71'	66'	99'			
LAP 10	17	9	68	56	3	2	34	22	.33	31	5	38	80	19	73	15	60	24'	30'	27'	65'	44'	8'	71'	14'	66'				
LAP 11	17	.9	68	56	.3	2	22	.34	31	5	38	80	60	19	.73	24'	.15'	33'	.30'	27'	65'	44'	8'	71'	14'	66'				
LAP 12	.17	68	2	56	22	31	5	9	3	38	80	34	60	19	.24	33	15'	73'	27'	65'	8'	30'	44'	71'	14'	66'				
LAP 13	17	68	2	22	56	31	5	9	3	80	38	34	.60	.19	33	15'	24'	73'	27'	65'	30'	.8'	71'	44'	14'	66'				
LAP 14	17	68	.2	.22	31	56	.5	9	3	34	80	38	33	19'	60'	15'	24'	73'	.27'	65'	30'	71'	44'	14'	8'	66'				
LAP 15	17	68	31	56	9	3	2	34	80	38	22	5	33	19'	60'	15'	24'	73'	65'	30'	71'	27'	44'	14'	8'	66'				
LAP 16	17	31	68	56	9	3	2	34	80	38	22	5	33'	19'	60'	24'	15'	73'	65'	30'	71'	27'	44'	14'	8'	66'				
LAP 17	17	31	.68	9	3	.56	2	34	.80	22	38	5	33'	19'	60'	24'	15'	73'	65'	30'	71'	27'	44'	14'	8'	66'				
LAP 18	.17	31	9	3	68	2	34	22	5	.38	56	33'	19'	80'	60'	24'	15'	73'	65'	30'	71'	27'	44'	8'	14'					
LAP 19	.31	3	9	17	2	68	34	22	5	56	33'	19'	80'	60'	38'	24'	15'	73'	65'	30'	71'									
LAP 20	3	9	31	17	2	68	34	22	5	56																				

. - PIT STOP ' - LAP BEHIND



Spa Francorchamps, Length: 7004 m

Air temperature: 24.4°C

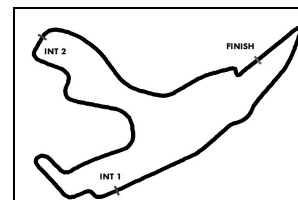
Track temperature: 31.2°C

Weather condition: Wet

 **TOTAL 24H OF SPA**
25-29 JULY 2012

Friday 27.7.2012 16:25

Nr	Driver in	Day time in	Time in	Driver out	Day time out	Time out	Nett Time
5		16:26:09	3:00.326		16:28:34	5:25.468	2:25.142
30		16:26:26	3:17.264		16:26:51	3:42.206	24.942
60		16:33:15	10:05.621		16:34:40	11:31.203	1:25.582
14		16:34:10	11:01.217		16:34:36	11:26.715	25.498
66		16:34:40	11:31.353		16:37:29	14:19.657	2:48.304
3		16:35:37	12:28.372		16:36:30	13:21.446	53.074
66		16:43:46	20:37.019		16:46:57	23:47.676	3:10.657
65		16:44:42	21:33.405		16:45:50	22:41.540	1:08.135
9		16:46:34	23:25.452		16:48:55	25:46.440	2:20.988
8		16:46:43	23:34.558		16:50:01	26:52.229	3:17.671
19		16:47:50	24:41.127		16:50:17	27:08.383	2:27.256
77		16:48:17	25:08.027		16:52:11	29:02.303	3:54.276
27		16:49:56	26:47.360		16:51:12	28:03.450	1:16.090
2		16:50:19	27:10.161		16:52:30	29:21.148	2:10.987
31		16:50:43	27:33.819		16:51:09	28:00.337	26.518
71		16:51:35	28:25.968		16:51:59	28:50.045	24.077
44		16:53:19	30:09.777		16:53:42	30:33.107	23.330
77		16:54:53	31:43.934				
33		16:54:57	31:47.722		16:55:49	32:40.530	52.808
9		16:56:34	33:25.058		16:56:58	33:49.496	24.438
3		16:57:23	34:14.317		16:58:22	35:13.164	58.847
73		16:59:01	35:52.126		17:01:41	38:32.127	2:40.001
17		16:59:05	35:56.090		16:59:55	36:46.529	50.439
15		16:59:14	36:05.422		17:00:20	37:11.359	1:05.937
99		16:59:38	36:29.307		17:00:32	37:23.405	54.098
30		17:00:16	37:06.992		17:00:41	37:32.278	25.286
24		17:02:22	39:13.479		17:03:26	40:16.613	1:03.134
99		17:03:47	40:37.828		17:04:41	41:32.044	54.216
60		17:04:55	41:46.493		17:06:12	43:03.539	1:17.046
19		17:05:21	42:12.189		17:08:49	45:39.702	3:27.513
2		17:06:07	42:58.485		17:09:36	46:26.877	3:28.392
22		16:23:12	3.117		16:23:36	26.624	23.507
22		17:06:17	43:07.631		17:06:40	43:30.697	23.066
5		17:06:42	43:33.465		17:08:58	45:49.553	2:16.088
8		17:08:32	45:23.590		17:11:16	48:07.406	2:43.816
27		17:10:35	47:25.771		17:11:35	48:26.229	1:00.458
68		17:15:14	52:04.805		17:17:02	53:52.692	1:47.887
56		17:15:47	52:38.411		17:18:15	55:06.210	2:27.799
80		17:16:52	53:43.104		17:17:59	54:49.946	1:06.842
17		17:17:37	54:27.989		17:18:37	55:28.382	1:00.393
38		17:20:11	57:02.064		17:22:15	59:06.014	2:03.950
31		17:20:48	57:38.632		17:21:11	58:02.497	23.865



Spa Francorchamps, Length: 7004 m

Air temperature: 24.4°C

Track temperature: 31.2°C

Weather condition: Wet



Friday 27.7.2012 16:25

started : 28 classified : 26 not classified : 2

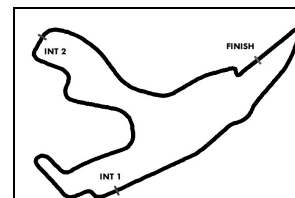
CI	Drivers	Team	Car	Laps	Time	Gap	Kph	Best Lap	Lap
1	3 GTPrc Bouvy/Coens/Kelders	Prospeed Competition()	Porsche 996 GT3 R	20	1:00:55.358		138,0	2:48.092	14
2	9 GTPrc Schmetz/Grivegneé	GPR Racing()	Aston Martin DBRS9	20	1:00:57.126	1.768	137,9	2:45.220	2
3	31 SilProl van de Poele/van der Straten	Delahaye RT / Retrodor()	Volvo S60 V8 Silhouette	20	1:01:33.015	37.657	136,6	2:49.920	16
4	17 SilProl Dockerill/Steveny	Chad Racing()	Kia Silhouette	20	1:01:55.862	1:00.504	135,7	2:52.591	9
5	2 GTPrc Thiers/Thiers	Scuderia Monza()	Ferrari 430 GT3	20	1:01:57.267	1:01.909	135,7	2:52.082	12
6	68 GTLigi Piron/Rosoux	Astur Car()	Ginetta G 50	20	1:02:04.575	1:09.217	135,4	2:58.308	10
7	34 GTCh: Albert/Leonard	Allure Team()	Porsche 997 CUP	20	1:02:18.796	1:23.438	134,9	2:56.691	20
8	22 SilProl Bovy/Servais	GC Automobile()	GC10-V8 BMW 1M	20	1:02:48.729	1:53.371	133,8	2:52.149	12
9	5 GTPrc Cairal/Al Azhari	Scuderia Cairal()	Porsche 997	20	1:02:57.945	2:02.587	133,5	2:53.424	10
10	56 GTLigi Grammatico/Noel	Espace Bienvenue()	BMW M3 E92 GT4	20	1:03:51.899	2:56.541	131,6	2:59.975	10
11	33 Tour Jussy/Benjamin	Allure Team()	SEAT Copa Leon	19	1:00:56.811	1 LAP	131,0	3:04.179	8
12	19 GTPrc Lamster/Maes	Euroseal - EMG Motorsport()	Porsche 997	19	1:01:00.335	1 LAP	130,9	2:54.795	16
13	80 GTLigi Farmer/Taylor	Motorground()	Ginetta G 50 GT4	19	1:01:15.535	1 LAP	130,3	3:00.426	19
14	60 GTPrc Grandjean/Muller/Mattheus	Prospeed Competition()	Porsche 911 GT3	19	1:01:17.140	1 LAP	130,3	2:51.825	11
15	38 Tour Courier/Nale	Astur Car()	SEAT Copa Leon	19	1:01:31.324	1 LAP	129,8	3:03.953	11
16	24 SilProl Poncelet/Nelissen Grade	MTE Racing()	Audi A3 Solution F	19	1:02:17.720	1 LAP	128,2	3:04.155	18
17	15 SilPro Vandenaabee/Radet	e-RACE()	BMW Solution F	19	1:02:23.566	1 LAP	128,0	3:04.992	10
18	73 GTCh: Dupont/Huart	Yokohama Skylimit Race()	Porsche 996 Cup	19	1:02:23.928	1 LAP	128,0	3:03.086	10
19	65 GTLigi Lequeux/Ueberecken	Prime Racing()	Ginetta G 50	19	1:02:45.646	1 LAP	127,2	2:57.741	16
20	30 GTPrc Sluys/Renmans	First Motorsport()	Porsche 997	19	1:03:15.930	1 LAP	126,2	2:59.268	15
21	71 GTCh: Vermeeren/van Haeren	Yokohama Skylimit Race()	Porsche 996 Cup	19	1:03:45.792	1 LAP	125,2	3:00.119	19
22	27 SilProl Dockerill/James	Chad Racing()	Kia Pro Ceed Silhouette	18	1:01:08.054	2LAPS	123,7	3:03.091	16
23	44 TourE Schmit/Bailly	Duwo Racing()	BMW M3	18	1:02:04.212	2LAPS	121,9	3:14.256	18
24	8 GTPrc van Elslander/Goegebour	Mext Racing()	Porsche 997 CUP	18	1:02:12.462	2LAPS	121,6	2:57.509	16
25	14 GTCh: Werckx/Jeuris	Saker Team()	Saker	18	1:02:18.450	2LAPS	121,4	3:11.672	11
26	66 Tour Naniot/Pilette	Pilette Speed Tradition()	Renault Clio	17	1:03:09.304	3LAPS	113,1	3:17.622	9
not classified									
99	GTPrc Derdaele/Derdaele	Belgium Racing()	Porsche GT3 Cup	9	1:02:02.052	11LAPS	61,0	2:51.839	6
77	Tour Plennevaux/Katsers	MP Motorsport()	Opel Astra	8	31:47.541	12LAPS	105,7	3:29.410	5

Fastest lap of the race. Car 9 driver on lap 2. Time 2:45.220, average speed 152,6 km/h.

Publications Time:

Race Director:

Time Keeping:



Spa Francorchamps, Length: 7004 m

Air temperature: 18.2°C

Track temperature: 18.8°C

Weather condition: Wet



TOTAL 24H OF SPA
25-29 JULY 2012

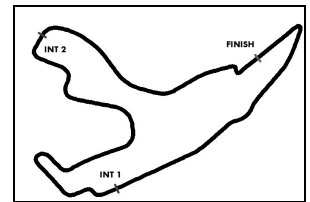
Amended
28.7.2012 - 13:53

Friday 27.7.2012 16:25

started : 28 classified : 26 not classified : 2

Drivers	Team	Car	Laps	Time	Gap	Kph	Best Lap
CLASS: TourEvo							
Started: 1	Classified: 1	Not Classified: 0					
23 44 Schmit/Bailly	Duwo Racing()	BMW M3	18	1:02:04.212	2LAPS	121,9	3:14.256 18
CLASS: Tour							
Started: 4	Classified: 3	Not Classified: 1					
11 33 Jussy/Benjamin	Allure Team()	SEAT Copa Leon	19	1:00:56.811	1 LAP	131,0	3:04.179 8
15 38 Courier/Nale	Astur Car()	SEAT Copa Leon	19	1:01:31.324	1 LAP	129,8	3:03.953 11
26 66 Naniot/Pilette	Pilette Speed Tradition()	Renault Clio	17	1:03:09.304	3LAPS	113,1	3:17.622 9
not classified							
77 Plennevaux/Katsers	MP Motorsport()	Opel Astra	8	31:47.541	12LAPS	105,7	3:29.410 5
CLASS: SiIProEvo							
Started: 4	Classified: 4	Not Classified: 0					
3 31 van de Poele/van der Straten	Delahaye RT / Retrodor()	Volvo S60 V8 Silhouette	20	1:01:33.015	37.657	136,6	2:49.920 16
4 17 Dockerill/Steveny	Chad Racing()	Kia Silhouette	20	1:01:55.862	1:00.504	135,7	2:52.591 9
8 22 Bovy/Servais	GC Automobile()	GC10-V8 BMW 1M	20	1:02:48.729	1:53.371	133,8	2:52.149 12
22 27 Dockerill/James	Chad Racing()	Kia Pro Ceed Silhouette	18	1:01:08.054	2LAPS	123,7	3:03.091 16
CLASS: SiIPro							
Started: 2	Classified: 2	Not Classified: 0					
16 24 Poncelet/Nelissen Grade	MTE Racing()	Audi A3 Solution F	19	1:02:17.720	1 LAP	128,2	3:04.155 18
17 15 Vandenabeele/Radet	e-RACE()	BMW Solution F	19	1:02:23.566	1 LAP	128,0	3:04.992 10
CLASS: GTPro							
Started: 9	Classified: 8	Not Classified: 1					
1 3 Bouvy/Coens/Kelders	Prospeed Competition()	Porsche 996 GT3 R	20	1:00:55.358		138,0	2:48.092 14
2 9 Schmetz/Grivegneee	GPR Racing()	Aston Martin DBRS9	20	1:00:57.126	1.768	137,9	2:45.220 2
5 2 Thiers/Thiers	Scuderia Monza()	Ferrari 430 GT3	20	1:01:57.267	1:01.909	135,7	2:52.082 12
9 5 Caira/Al Azhari	Scuderia Caira()	Porsche 997	20	1:02:57.945	2:02.587	133,5	2:53.424 10
12 19 Lamster/Maes	Euroseal - EMG Motorsport()	Porsche 997	19	1:01:00.335	1 LAP	130,9	2:54.795 16
14 60 Grandjean/Muller/Mattheus	Prospeed Competition()	Porsche 911 GT3	19	1:01:17.140	1 LAP	130,3	2:51.825 11
20 30 Sluys/Renmans	First Motorsport()	Porsche 997	19	1:03:15.930	1 LAP	126,2	2:59.268 15
24 8 van Elslander/Goegebour	Mext Racing()	Porsche 997 CUP	18	1:02:12.462	2LAPS	121,6	2:57.509 16
not classified							
99 Derdaele/Derdaele	Belgium Racing()	Porsche GT3 Cup	9	1:02:02.052	11LAPS	61,0	2:51.839 6
CLASS: GTLight							
Started: 4	Classified: 4	Not Classified: 0					
6 68 Piron/Rosoux	Astur Car()	Ginetta G 50	20	1:02:04.575	1:09.217	135,4	2:58.308 10
10 56 Grammatico/Noel	Espace Bienvenue()	BMW M3 E92 GT4	20	1:03:51.899	2:56.541	131,6	2:59.975 10
13 80 Farmer/Taylor	Motorground()	Ginetta G 50 GT4	19	1:01:15.535	1 LAP	130,3	3:00.426 19
19 65 Lequeux/Ueberecken	Prime Racing()	Ginetta G 50	19	1:02:45.646	1 LAP	127,2	2:57.741 16
CLASS: GTChal							
Started: 4	Classified: 4	Not Classified: 0					
7 34 Albert/Leonard	Allure Team()	Porsche 997 CUP	20	1:02:18.796	1:23.438	134,9	2:56.691 20
18 73 Dupont/Huart	Yokohama Skylimit Race()	Porsche 996 Cup	19	1:02:23.928	1 LAP	128,0	3:03.086 10
21 71 Vermeeren/van Haeren	Yokohama Skylimit Race()	Porsche 996 Cup	19	1:03:45.792	1 LAP	125,2	3:00.119 19
25 14 Werckx/Jeuris	Saker Team()	Saker	18	1:02:18.450	2LAPS	121,4	3:11.672 11

Fastest lap of the race. Car 9 driver on lap 2. Time 2:45.220, average speed 152,6 km/h.



Spa Francorchamps, Length: 7004 m
 Air temperature: 18.2°C
 Track temperature: 18.8°C
 Weather condition: Wet



TOTAL 24H OF SPA
 25-29 JULY 2012

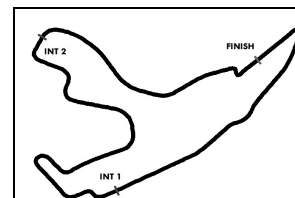
Amended
 28.7.2012 - 13:53

Friday 27.7.2012 16:25

started : 28 classified : 26 not classified : 2

Drivers	Team	Car	Laps	Time	Gap	Kph	Best Lap
---------	------	-----	------	------	-----	-----	----------





Spa Francorchamps, Length: 7004 m

Air temperature: 24.4°C

Track temperature: 31.2°C

Weather condition: Wet



Friday 27.7.2012 16:25

Lap analysis: Race 2

Lap	Time	SE1	SP1	SE2	SP2	SE3	SP3	Lap	Time	SE1	SP1	SE2	SP2	SE3	SP3
7	3:20.696	57.620	157	1:31.033	118	52.043	135	17	3:04.945	51.110	178	1:26.276	128	47.559	136
8	3:10.225	54.856	176	1:27.041	124	48.328	138	18	3:05.882	51.435	181	1:26.527	126	47.920	136
9	3:04.296	51.595	198	1:25.344	126	47.357	131	19	3:03.537	50.196	188	1:25.956	125	47.385	137
10	3:03.086	50.391	208	1:25.042	127	47.653	129								

77 Plennevaux, BEL/ Katsers, BEL/ , / ,

theoretical besttime: 3:22.067

1	3:37.717	1:14.780	138	1:31.777	121	51.160	125	5	3:29.410	58.987	159	1:33.831	112	56.592	114
2	3:29.723	54.903	167	1:34.564	94	1:00.256	122	6	3:32.378	1:00.457	138	1:35.808	112	56.113	116
3	3:51.127	1:01.286	116	1:47.001	97	1:02.840	101	7	3:35.998	1:01.425	143	1:31.116	115	1:03.457	
4	3:35.361	1:03.113	156	1:36.200	112	56.048	118	8	6:35.827	3:50.589	123	1:39.007	106	1:06.231	

80 Farmer, GBR/ Taylor, GBR/ , / ,

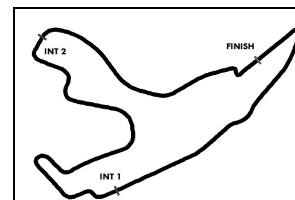
theoretical besttime: 2:59.872

1	3:24.349	1:09.448	144	1:27.628	129	47.273	135	11	3:02.753	51.335	165	1:24.252	131	47.166	135
2	3:13.742	51.996	142	1:25.005	118	56.741	133	12	3:02.059	50.784	162	1:24.307	129	46.968	135
3	3:27.488	55.839	137	1:34.120	102	57.529	130	13	3:00.473	50.789	166	1:23.361	129	46.323	137
4	3:22.768	57.105	130	1:33.366	113	52.297	133	14	3:02.030	50.471	164	1:25.242	131	46.317	135
5	3:18.576	54.227	140	1:31.497	118	52.852	133	15	3:00.782	50.618	173	1:23.887	127	46.277	135
6	3:14.840	56.682	126	1:28.646	127	49.512	135	16	3:02.425	51.329	168	1:24.904	131	46.192	133
7	3:09.069	53.585	155	1:26.119	125	49.365	135	17	3:07.640	50.689	173	1:24.338	127	52.613	
8	3:09.089	53.675	151	1:26.446	118	48.968	135	18	4:28.474	2:18.247	165	1:23.669	128	46.558	134
9	3:04.751	52.775	156	1:24.979	129	46.997	133	19	3:00.426	50.370	176	1:23.915	127	46.141	135
10	3:03.801	52.268	167	1:24.323	130	47.210	136								

99 Derdaele, BEL/ Derdaele, BEL/ , / ,

theoretical besttime: 2:50.866

1	36:32.235	34:18.790	172	1:23.617	127	49.828		6	2:51.839	46.753	214	1:21.012	141	44.074	149
2	4:08.496	1:59.357	190	1:21.121	137	48.018		7	2:54.304	46.797	201	1:21.996	137	45.511	149
3	4:02.640	1:58.527	195	1:20.352	133	43.761	150	8	2:51.957	46.822	196	1:20.953	138	44.182	149
4	2:53.557	48.193	197	1:21.197	139	44.167	149	9	2:54.692	48.654	190	1:21.657	141	44.381	145
5	2:52.332	47.134	201	1:20.993	137	44.205	149								



Spa Francorchamps, Length: 7004 m

Air temperature: 26.0°C

Track temperature: 28.5°C

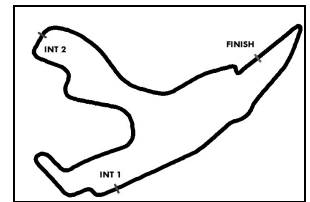
Weather condition: Dry

 **TOTAL 24H OF SPA**
25-29 JULY 2012

Friday 27.7.2012 16:25

31 Delahaye RT / Retrodor	2:24.708
Alexis van de Poele*/ Raphael van der Strate	
22 GC Automobile	2:27.653
Sarah Bovy*/ Gregory Servais	
17 Chad Racing	2:28.527
Iain Dockerill*/ Philippe Steveny	
5 Scuderia Caira	2:30.577
Silvano Caira*/ Karim Al Azhari	
19 Euroseal - EMG Motorsport	2:31.623
Patrick Lamster*/ Ruben Maes	
68 Astur Car	2:32.892
Pierre Piron*/ Pierre-Yves Rosoux	
27 Chad Racing	2:33.596
Christopher Dockerill*/ Pete James	
8 Mext Racing	2:38.283
Dirk van Elslander*/ Lieven Goegebour	
4 Scuderia Caira	2:39.093
Vincent Gonneau*/ Christophe van Riet	
15 e-RACE	2:39.622
Vincent Vandenabeele*/ Franck Radet	
33 Allure Team	2:40.455
Nicolas Jussy*/ Mardeen Benjamin	
24 MTE Racing	2:42.480
Patrick Poncelet*/ Pascal Nelissen Grade	
44 Duwo Racing	2:44.082
Frederic Schmit*/ Stephane Bailly	
66 Pilette Speed Tradition	2:58.678
Jacques Naniot*/ John Pilette	


POLE POSITION	
9 GPR Racing	2:24.318
Michael Schmetz*/ Pierre Grivegne	
3 Prospeed Competition	2:26.677
Frederic Bouvy*/ Damien Coens Christian Kelders	
99 Belgium Racing	2:28.417
Patrick Derdaele*/ Dylan Derdaele	
2 Scuderia Monza	2:28.567
Frank Thiers*/ Hans Thiers	
34 Allure Team	2:31.423
Michael Albert*/ Nicolas Leonard	
60 Prospeed Competition	2:32.091
Didier Grandjean*/ Pascal Muller Chris Mattheus	
30 First Motorsport	2:32.919
Ward Sluys*/ Rik Renmans	
73 Yokohama Skylimit Race	2:37.128
Benoit Dupont*/ Philippe Huart	
65 Prime Racing	2:38.407
Jean-Pierre Lequeux*/ Jean-Marc Ueberecke	
56 Espace Bienvenue	2:39.154
Andre Grammatico*/ Arnaud Noel	
71 Yokohama Skylimit Race	2:40.183
Bruno Vermeeren*/ Bart van Haeren	
38 Astur Car	2:41.967
Pascal Courier*/ Roberto Nale	
14 Saker Team	2:43.276
Guido Werckx*/ Wim Jeuris	
77 MP Motorsport	2:49.057
Michel Plennevaux*/ Guy Katsers	
80 Motorground	
Nigel Farmer*/ Henry Taylor	



Spa Francorchamps, Length: 7004 m
Air temperature: 26.0°C
Track temperature: 28.5°C
Weather condition: Dry



Friday 27.7.2012 16:25



* Marks the starting driver

Publications Time:

Race Director:

Time Keeping:

